

Marguerite Linke

From: Reddick, Ernest L. <Ernest.Reddick@DOS.MyFlorida.com>
Sent: Friday, January 13, 2017 2:13 PM
To: Marguerite Linke
Cc: County Ordinances
Subject: Emailing - Hernando20170113_Ordinance2017_02_Ack.pdf
Attachments: Hernando20170113_Ordinance2017_02_Ack.pdf

The Department of State is committed to excellence.
Please take our [Customer Satisfaction Survey](#).



FLORIDA DEPARTMENT *of* STATE

RICK SCOTT
Governor

KEN DETZNER
Secretary of State

January 13, 2017

Honorable Don Barbee Jr.
Hernando County Clerk's Office
20 North Main Street, Rm. 3621
Brooksville, Florida 34601

Attention: Marguerite Linke, Administrative Services

Dear Mr. Barbee:

Pursuant to the provisions of Section 125.66, Florida Statutes, this will acknowledge receipt of your electronic copy of Hernando County Ordinance No. 2017-02, which was filed in this office on January 13, 2017.

Sincerely,

Ernest L. Reddick
Program Administrator

ELR/lb

ORDINANCE NO.: 2017- 2

AN ORDINANCE AMENDING THE HERNANDO COUNTY COMPREHENSIVE PLAN BY AMENDING THE CAPITAL IMPROVEMENTS ELEMENT AND LIST OF CAPITAL IMPROVEMENTS; PROVIDING FOR APPLICABILITY; PROVIDING FOR SEVERABILITY; PROVIDING FOR CONFLICTING PROVISIONS; PROVIDING FOR FILING WITH THE DEPARTMENT OF STATE; PROVIDING FOR INCLUSION IN THE CODE AND EFFECTIVE DATE.

WHEREAS, in 1985, the Florida Legislature adopted the Local Government Comprehensive Planning and Land Development Regulation Act as set forth in §§ 163.3161 through 163.3215 Florida Statutes (the “Act”); and,

WHEREAS, on June 7, 1989, the Board of County Commissioners adopted Ordinance 89-9 which adopted the Hernando County Comprehensive Plan, as such Plan or portions thereof have been subsequently amended (“Comprehensive Plan”); and,

WHEREAS, during the 2011 Florida Legislative Session, Section 163.3177(3)(b) was modified to address the annual review and update of the Capital Improvements Element of the Comprehensive Plan by providing the option to local governments to adopt the annual update by simple Ordinance and not as a State-reviewed comprehensive plan amendment; and

WHEREAS, pursuant to the Hernando County Code of Laws and Ordinances, the Hernando County Board of County Commissioners conducted a duly advertised public hearing on the subject ordinance on January 10, 2017, and after due consideration and review, approved the ordinance amending the Capital Improvements Element of the Hernando County Comprehensive Plan and the list of capital improvements as set forth on Exhibit “A” attached to this Ordinance.

WHEREAS, the Board of County Commissioners finds that the proposed ordinance is consistent with the goals, objectives and policies of the Comprehensive Plan.

NOW THEREFORE:

BE IT ORDAINED BY THE BOARD OF COUNTY COMMISSIONERS OF HERNANDO COUNTY, FLORIDA:

SECTION I. Recitals. The recitals set forth above are true and correct and incorporated herein by this reference.

SECTION II. ADOPTING FIVE YEAR LIST OF CAPITAL PROJECTS. The five year list of capital improvements, attached hereto as EXHIBIT “A” and made a part hereof by this reference, is hereby approved and adopted as an Ordinance amending the Hernando County Comprehensive Plan, subject to the Effective Date specified herein.

SECTION III. EXECUTION. The Chairperson of the Hernando County Board of County Commissioners is hereby authorized to execute this ordinance.

SECTION IV. APPLICABILITY. This Ordinance shall be applicable throughout the unincorporated area of Hernando County.

SECTION V. SEVERABILITY. It is declared to be the intent of the Board of County Commissioners that if any section, subsection, clause, sentence, phrase, or provision of this ordinance is for any reason held unconstitutional or invalid, the invalidity thereof shall not affect the validity of the remaining portions of this ordinance.

SECTION VI. CONFLICTING PROVISIONS. Special acts of the Florida Legislature applicable only to unincorporated areas of Hernando County, Hernando County ordinances, County resolutions, or parts thereof, in conflict with this ordinance are hereby superseded by this ordinance to the extent of such conflict except for ordinances concerning either adoption or amendment of the Comprehensive Plan, pursuant to Chapter 163, part II, Florida Statutes.



SECTION VII. FILING WITH THE DEPARTMENT OF STATE. The clerk shall be and is hereby directed forthwith to send a certified copy of this ordinance or electronically transmit the ordinance by email to the Bureau of Administrative Code, Department of State, R.A. Gray Bldg., Room 101, 500 S. Bronough Street, Tallahassee, FL 32399-0250.


SECTION VIII. INCLUSION IN CODE. It is the intention of the Board of County Commissioners of Hernando County, Florida, and it is hereby provided, that the provisions of this Ordinance shall become and be made a part of the Code of Ordinances of Hernando County, Florida. To this end, any section or subsection of this Ordinance may be renumbered or re-lettered to accomplish such intention, and the word "ordinance" may be changed to "section," "article," or other appropriate designation. Sections III through Section IX need not be codified.

SECTION IX. EFFECTIVE DATE. This ordinance shall take effect immediately upon filing with the Department of State.


DULY PASSED AND ADOPTED IN REGULAR SESSION THIS 10th DAY OF JANUARY, 2017.

BOARD OF COUNTY COMMISSIONERS
HERNANDO COUNTY, FLORIDA

Attest: 
DONALD C. BARBER, CLERK
(SEAL)


By: 
WAYNE DUKES, CHAIRMAN

**Approved as to Form and
Legal Sufficiency**

By: 
Joseph DiNovo
Assistant County Attorney



Section B
Hernando County Comprehensive Plan
Capital Improvements Element
Capital Improvements Implementation - Fiscal Years 2017-2021
Tables IIA-1 and IIIA-5

Table of Contents

| <i>Table IIA-1: List of Capital Projects by Program Area</i> | <i>Page No.</i> |
|--|------------------------|
| Reclaimed Water Facilities | 1 |
| Subregional Wastewater Treatment Plants | 1 |
| Wastewater Collection & Transmission | 1 |
| Water Supply, Treatment & Storage | 2 |
| Water Transmission Systems | 2 |
| Culvert & Shoulder Safety Improvements | 2 |
| Pavement Management - Collector Roads | 3 |
| Pavement Management - Residential Program | 3 |
| Traffic Signal and Management Improvements | 4 |
| Local Agency & Enhancement Projects | 4 |
| Stormwater Management | 5 |
| Limerock Road MSBU Cost Share Program | 5 |
| Parks & Preserves | 5 |
| Airport - Airside | 6 |
| Airport - Commerce | 6 |
| Road Capacity | 6 |
| Solid Waste Facilities | 7 |
| Surface Treatment | 7 |
| Transit System | 8 |
| Environmentally Sensitive Lands Program | 8 |
| <i>Table IIIA-5: List of Capital Projects by Funding Source</i> | <i>Page No.</i> |
| Additional Local Option Gas Tax (LOGT 1-5) Residential Roads | 9 |

Table IIIA-5: List of Capital Projects by Funding Source (Continued)**Page No.**

| | |
|--|----|
| Airport/Industrial Park | 9 |
| Capital Improvement Fund (3121) | 10 |
| County Fuel Tax | 10 |
| General Fund | 10 |
| Grants - Federal Funds | 10 |
| Grants - State Funds | 11 |
| HCUD - Connection Fees Wastewater | 11 |
| HCUD - Connection Fees - Water | 11 |
| HCUD - Capital Funds | 11 |
| HCUD - Renewal & Replacement | 12 |
| Impact Fees - Roads - District 4 (Fund 3344) | 12 |
| Impact Fees - Roads - District 1 (Fund 3331) | 12 |
| Impact Fees - Roads - District 3 (Fund 3333) | 12 |
| Impact Fees - Roads - District 4 (Fund 3334) | 12 |
| Local Option Gas Tax (LOGT) 1-6 | 13 |
| Maberly Road Paving MSBU | 13 |
| Ninth Cent Fuel Tax - Residential Roads | 13 |
| Royal Highlands Area 1 Road Paving MSBU | 13 |
| Sensitive Lands Fund | 14 |
| Solid Waste/Recycling - Capital | 14 |
| State/Federal FDOT Programmed Funding | 14 |
| Stormwater MSTU | 14 |
| Transportation Trust Fund | 15 |



**Hernando County Comprehensive Plan
FY 2016/17-FY 2020/21 Capital Improvement Program
Table IIA-1 Capital Projects by Program Area**

| Reclaimed Water Facilities | | | | | | | |
|---|--|----------------|----------------|----------------|----------------|----------------|---------------------|
| Project No. | Project Name | FY 2017 | FY 2018 | FY 2019 | FY 2020 | FY 2021 | 5-Year Total |
| 104280 | HC Reclaimed Water Distribution System - Phase 1 US 19 | \$12,000,000 | 0 | 0 | 0 | 0 | \$12,000,000 |
| Total | | \$12,000,000 | 0 | 0 | 0 | 0 | \$12,000,000 |
| <i>Source</i> | | | | | | | |
| | HCUD Capital | \$12,000,000 | 0 | 0 | 0 | 0 | \$12,000,000 |
| Total Source | | \$12,000,000 | 0 | 0 | 0 | 0 | \$12,000,000 |
| Subregional Wastewater Treatment Plants | | | | | | | |
| Project No. | Project Name | FY 2017 | FY 2018 | FY 2019 | FY 2020 | FY 2021 | 5-Year Total |
| 108660 | Spring Hill WRF Upgrades | \$1,583,000 | 0 | 0 | 0 | 0 | \$1,583,000 |
| Total | | \$1,583,000 | 0 | 0 | 0 | 0 | \$1,583,000 |
| <i>Source</i> | | | | | | | |
| | HCUD Renewal and Replacement | \$1,583,000 | 0 | 0 | 0 | 0 | \$1,583,000 |
| Total Source | | \$1,583,000 | 0 | 0 | 0 | 0 | \$1,583,000 |
| Wastewater Collection & Transmission | | | | | | | |
| Project No. | Project Name | FY 2017 | FY 2018 | FY 2019 | FY 2020 | FY 2021 | 5-Year Total |
| 104340 | Berkeley Manor Flow Diversion | \$500,000 | 0 | 0 | 0 | 0 | \$500,000 |
| 107030 | Brookridge-Glen Force Main | \$1,585,000 | 0 | 0 | 0 | 0 | \$1,585,000 |
| 106370 | FDOT I-75 Forcemain Relocation | \$100,000 | 0 | 0 | 0 | 0 | \$100,000 |
| 108620 | Quality Drive Liftstation | 0 | \$500,000 | 0 | 0 | 0 | \$500,000 |
| 108610 | Spring Hill AC Forcemain Replacements | 0 | \$175,000 | \$175,000 | \$175,000 | \$175,000 | \$700,000 |
| 102000 | SR 50 Eastside Trans Sys FM - Ridge Manor to US 301 | \$131,423 | 0 | \$1,700,000 | 0 | 0 | \$1,831,423 |
| 106330 | Stoneybrook Forcemain & Liftstation | 0 | \$300,000 | 0 | 0 | 0 | \$300,000 |
| 108650 | U.S. 19 - Toucan to Cortez Force Main | \$396,000 | 0 | 0 | 0 | 0 | \$396,000 |
| Total | | \$2,712,423 | \$975,000 | \$1,875,000 | \$175,000 | \$175,000 | \$5,912,423 |
| <i>Source</i> | | | | | | | |
| | HCUD - Connection Fees Wastewater | \$131,423 | 0 | \$1,700,000 | 0 | 0 | \$1,831,423 |
| | HCUD Capital | \$2,481,000 | 0 | 0 | 0 | 0 | \$2,481,000 |
| | HCUD Renewal and Replacement | \$100,000 | \$975,000 | \$175,000 | \$175,000 | \$175,000 | \$1,600,000 |
| Total Source | | \$2,712,423 | \$975,000 | \$1,875,000 | \$175,000 | \$175,000 | \$5,912,423 |



**Hernando County Comprehensive Plan
FY 2016/17-FY 2020/21 Capital Improvement Program
Table IIA-1 Capital Projects by Program Area**

| Water Supply, Treatment & Storage | | | | | | | |
|--|--------------------------------|---------|-----------|-----------|---------|---------|--------------|
| Project No. | Project Name | FY 2017 | FY 2018 | FY 2019 | FY 2020 | FY 2021 | 5-Year Total |
| 106360 | Killian Water Plant Upgrades | 0 | \$50,000 | \$300,000 | 0 | 0 | \$350,000 |
| 108150 | Southwest WTP Well Replacement | 0 | \$450,000 | 0 | 0 | 0 | \$450,000 |
| Total | | 0 | \$500,000 | \$300,000 | 0 | 0 | \$800,000 |
| <i>Source</i> | | | | | | | |
| | HCUD Capital | 0 | \$500,000 | \$300,000 | 0 | 0 | \$800,000 |
| Total Source | | 0 | \$500,000 | \$300,000 | 0 | 0 | \$800,000 |

| Water Transmission Systems | | | | | | | |
|-----------------------------------|--|-------------|-----------|-------------|-----------|-----------|--------------|
| Project No. | Project Name | FY 2017 | FY 2018 | FY 2019 | FY 2020 | FY 2021 | 5-Year Total |
| 107620 | Backflow Dual Checks | \$75,000 | \$350,000 | \$350,000 | \$350,000 | \$350,000 | \$1,475,000 |
| 106380 | FDOT I-75 Watermain Relocation | \$207,625 | 0 | 0 | 0 | 0 | \$207,625 |
| 108590 | Hill-n-Dale Watermain Replacements | 0 | \$175,000 | \$175,000 | \$175,000 | \$175,000 | \$700,000 |
| 101050 | Killian Transmission Line Upgrade | 0 | \$100,000 | \$600,000 | 0 | 0 | \$700,000 |
| 108600 | Spring Hill AC Watermain Replacements | 0 | \$175,000 | \$175,000 | \$175,000 | \$175,000 | \$700,000 |
| 101160 | SR 50 Eastside Trans System WM - Ridge Manor to US 301 | \$83,423 | 0 | \$2,260,431 | 0 | 0 | \$2,343,854 |
| 108640 | U.S. 19 - Toucan to Cortez Water Main | \$1,993,000 | 0 | 0 | 0 | 0 | \$1,993,000 |
| Total | | \$2,359,048 | \$800,000 | \$3,560,431 | \$700,000 | \$700,000 | \$8,119,479 |
| <i>Source</i> | | | | | | | |
| | HCUD - Connection Fees Water | \$83,423 | 0 | \$2,260,431 | 0 | 0 | \$2,343,854 |
| | HCUD Capital | \$1,993,000 | \$100,000 | \$600,000 | 0 | 0 | \$2,693,000 |
| | HCUD Renewal and Replacement | \$282,625 | \$700,000 | \$700,000 | \$700,000 | \$700,000 | \$3,082,625 |
| Total Source | | \$2,359,048 | \$800,000 | \$3,560,431 | \$700,000 | \$700,000 | \$8,119,479 |

| Culvert & Shoulder Safety Improvements | | | | | | | |
|---|--|-----------|-----------|---------|---------|---------|--------------|
| Project No. | Project Name | FY 2017 | FY 2018 | FY 2019 | FY 2020 | FY 2021 | 5-Year Total |
| 107740 | Jenkins Creek Culvert Repair | \$170,000 | 0 | 0 | 0 | 0 | \$170,000 |
| 106100 | Lark Avenue Culvert Replacement | \$30,000 | \$150,000 | 0 | 0 | 0 | \$180,000 |
| 106090 | Ridge Manor at Cockleberry Culvert Replacement | \$200,000 | 0 | 0 | 0 | 0 | \$200,000 |
| Total | | \$400,000 | \$150,000 | 0 | 0 | 0 | \$550,000 |
| <i>Source</i> | | | | | | | |
| | LOGT 1-6 Fuel-Genl-Transp (1017) | \$400,000 | \$150,000 | 0 | 0 | 0 | \$550,000 |
| Total Source | | \$400,000 | \$150,000 | 0 | 0 | 0 | \$550,000 |



**Hernando County Comprehensive Plan
 FY 2016/17-FY 2020/21 Capital Improvement Program
 Table IIA-1 Capital Projects by Program Area**

| Pavement Management - Collectors | | | | | | | |
|---|--|------------------|--------------------|--------------------|--------------------|----------|--------------------|
| Project No. | Project Name | FY 2017 | FY 2018 | FY 2019 | FY 2020 | FY 2021 | 5-Year Total |
| 108260 | California Street Resurfacing | \$165,000 | 0 | 0 | 0 | 0 | \$165,000 |
| 108280 | Cobblestone Drive Resurfacing | \$410,000 | 0 | 0 | 0 | 0 | \$410,000 |
| 107280 | Corporate Blvd Pavement Management | 0 | \$200,000 | 0 | 0 | 0 | \$200,000 |
| 108290 | Culbreath Road Resurfacing | 0 | 0 | \$2,500,000 | 0 | 0 | \$2,500,000 |
| 108240 | Dr Martin Luther King Blvd Resurfacing | \$250,000 | 0 | 0 | 0 | 0 | \$250,000 |
| 104920 | Lake Lindsey Widening and Overlay Improvements | 0 | \$140,000 | 0 | \$1,260,000 | 0 | \$1,400,000 |
| 108270 | Mariner Boulevard Resurfacing | 0 | \$1,600,000 | 0 | 0 | 0 | \$1,600,000 |
| 106670 | Spring Hill Drive (St Ives to Parkway) Pavement Management | 0 | \$330,000 | 0 | 0 | 0 | \$330,000 |
| Total | | \$825,000 | \$2,270,000 | \$2,500,000 | \$1,260,000 | 0 | \$6,855,000 |
| Source | | | | | | | |
| Addl. LOGT 1-5 Gas - Residential Roads (1022) | | \$825,000 | \$2,270,000 | \$2,500,000 | \$1,260,000 | 0 | \$6,855,000 |
| Total Source | | \$825,000 | \$2,270,000 | \$2,500,000 | \$1,260,000 | 0 | \$6,855,000 |

| Pavement Management - Residential Program | | | | | | | |
|--|---|------------------|--------------------|------------------|------------------|------------------|--------------------|
| Project No. | Project Name | FY 2017 | FY 2018 | FY 2019 | FY 2020 | FY 2021 | 5-Year Total |
| 108450 | Clayton Road Resurfacing | 0 | 0 | 0 | 0 | \$96,000 | \$96,000 |
| 108300 | Dry Creek Estates Resurfacing | \$150,000 | 0 | 0 | 0 | 0 | \$150,000 |
| 108380 | Endsley Road Resurfacing | 0 | 0 | 0 | \$300,000 | 0 | \$300,000 |
| 108320 | Green Hammock Subdivision Resurfacing | 0 | 0 | \$105,000 | 0 | 0 | \$105,000 |
| 108360 | High Point Gardens Resurfacing | 0 | 0 | 0 | \$161,000 | 0 | \$161,000 |
| 108310 | High Point Subdivision Resurfacing | 0 | \$3,000,000 | 0 | 0 | 0 | \$3,000,000 |
| 108440 | Hope Hill Road Resurfacing | 0 | 0 | 0 | 0 | \$200,000 | \$200,000 |
| 108340 | Jones Road Resurfacing | \$200,000 | 0 | 0 | 0 | 0 | \$200,000 |
| 108420 | Lambeth Road Resurfacing | 0 | 0 | 0 | 0 | \$75,000 | \$75,000 |
| 108430 | Old Trilby Road Resurfacing | 0 | 0 | 0 | 0 | \$200,000 | \$200,000 |
| 108370 | Olympia Road Resurfacing | 0 | 0 | 0 | \$220,000 | 0 | \$220,000 |
| 108400 | Rainbow Estates Resurfacing | 0 | 0 | \$650,000 | 0 | 0 | \$650,000 |
| 108410 | Redfox Resurfacing | 0 | 0 | 0 | 0 | \$75,000 | \$75,000 |
| 108390 | Skyview Circle Resurfacing | 0 | 0 | 0 | \$235,000 | 0 | \$235,000 |
| 108330 | Snow Hill Road Resurfacing | \$200,000 | 0 | 0 | 0 | 0 | \$200,000 |
| 106760 | Spring Hill Area 3C Resurfacing | 0 | \$1,200,000 | 0 | 0 | 0 | \$1,200,000 |
| 108350 | Weeki Wachee River Retreats Resurfacing | 0 | 0 | \$225,000 | 0 | 0 | \$225,000 |
| Total | | \$550,000 | \$4,200,000 | \$980,000 | \$916,000 | \$646,000 | \$7,292,000 |
| Source | | | | | | | |
| Addl. LOGT 1-5 Gas - Residential Roads (1022) | | 0 | \$4,200,000 | \$980,000 | \$916,000 | \$646,000 | \$6,742,000 |
| Ninth-CT Fuel Tax-Res Rds | | \$550,000 | 0 | 0 | 0 | 0 | \$550,000 |
| Total Source | | \$550,000 | \$4,200,000 | \$980,000 | \$916,000 | \$646,000 | \$7,292,000 |



**Hernando County Comprehensive Plan
FY 2016/17-FY 2020/21 Capital Improvement Program
Table IIA-1 Capital Projects by Program Area**

| Traffic Signal and Management Improvements | | | | | | | |
|---|--|--------------------|--------------------|--------------------|------------------|--------------------|---------------------|
| Project No. | Project Name | FY 2017 | FY 2018 | FY 2019 | FY 2020 | FY 2021 | 5-Year Total |
| 107870 | Howell Avenue @ US41 Intersection Improvements | \$75,000 | 0 | 0 | 0 | 0 | \$75,000 |
| 108520 | Sunshine Grove @ Jacqueline Traffic Signal | \$575,000 | 0 | 0 | 0 | 0 | \$575,000 |
| 107480 | West Landover Traffic Management | \$400,000 | 0 | 0 | 0 | 0 | \$400,000 |
| 106040 | Zone 14 Fiber Optic | 0 | 0 | 0 | 0 | \$141,340 | \$141,340 |
| 106000 | Zone 15 Fiber Optic | 0 | 0 | 0 | \$90,450 | \$308,500 | \$398,950 |
| 105970 | Zone 3 Fiber Optic (SR50/Truck Route-East) | \$352,400 | 0 | 0 | 0 | 0 | \$352,400 |
| 105980 | Zone 3 Fiber Optic (SR50/Truck Route-West) | 0 | \$56,280 | \$234,900 | 0 | 0 | \$291,180 |
| 106020 | Zone 4 Fiber Optic | 0 | 0 | 0 | 0 | \$598,380 | \$598,380 |
| 105990 | Zone 5 Fiber Optic | 0 | 0 | 0 | \$48,560 | \$138,000 | \$186,560 |
| 106030 | Zone 8 Fiber Optic (Spring Hill Dr) | 0 | 0 | 0 | 0 | \$425,300 | \$425,300 |
| Total | | \$1,402,400 | \$56,280 | \$234,900 | \$139,010 | \$1,611,520 | \$3,444,110 |
| Source | | | | | | | |
| | Addl. LOGT 1-5 Gas - Residential Roads (1022) | \$975,000 | 0 | 0 | 0 | 0 | \$575,000 |
| | County Fuel Tax (1015) | \$427,400 | \$56,280 | \$234,900 | \$139,010 | \$1,611,520 | \$2,469,110 |
| | Total Source | \$1,402,400 | \$56,280 | \$234,900 | \$139,010 | \$1,611,520 | \$3,444,110 |
| Local Agency & Enhancement Projects | | | | | | | |
| Project No. | Project Name | FY 2017 | FY 2018 | FY 2019 | FY 2020 | FY 2021 | 5-Year Total |
| 107820 | Deltona Boulevard Sidewalk | \$47,570 | \$279,400 | 0 | 0 | 0 | \$326,970 |
| 107590 | Explorer K-8 School Sidewalk | 0 | \$89,407 | \$671,500 | 0 | 0 | \$760,907 |
| 105440 | Good Neighbor Trail Phase III | \$1,083,550 | 0 | 0 | 0 | 0 | \$1,083,550 |
| 105450 | Good Neighbor Trail Phase IV | \$1,640,050 | 0 | 0 | 0 | 0 | \$1,640,050 |
| 107600 | JD Floyd K-8 School Sidewalks | 0 | \$54,700 | \$396,200 | 0 | 0 | \$450,900 |
| 104590 | Osoaw Blvd Bike Lane & Sidewalk (FDOT TIP/FPN 427996-4-58) | \$430,673 | 0 | 0 | 0 | 0 | \$430,673 |
| 103910 | Powell Road Sidewalks | \$229,270 | \$1,389,400 | 0 | 0 | 0 | \$1,618,670 |
| 107120 | Quality Dr/Medical Blvd Sidewalk | \$96,646 | \$326,400 | 0 | 0 | 0 | \$423,046 |
| 103900 | Shoal Line Blvd South Bike Lane/Sidewalk (FPN 427996-5-58) | \$591,000 | 0 | 0 | 0 | 0 | \$591,000 |
| 106470 | Shoal Line North Sidewalks | \$201,900 | 0 | 0 | 0 | 0 | \$201,900 |
| Total | | \$4,320,659 | \$2,139,307 | \$1,067,700 | 0 | 0 | \$7,527,666 |
| Source | | | | | | | |
| | Grant - State Funds | \$524,343 | \$695,207 | \$671,500 | 0 | 0 | \$1,891,050 |
| | State/Federal FDOT Programmed Funding | \$3,439,870 | \$1,444,100 | \$396,200 | 0 | 0 | \$5,280,170 |
| | Transportation Trust Fund (1011) | \$356,446 | 0 | 0 | 0 | 0 | \$356,446 |
| | Total Source | \$4,320,659 | \$2,139,307 | \$1,067,700 | 0 | 0 | \$7,527,666 |



**Hernando County Comprehensive Plan
FY 2016/17-FY 2020/21 Capital Improvement Program
Table IIA-1 Capital Projects by Program Area**

| Stormwater Management | | | | | | | |
|------------------------------|--|--------------------|------------------|------------------|------------------|------------------|--------------------|
| Project No. | Project Name | FY 2017 | FY 2018 | FY 2019 | FY 2020 | FY 2021 | 5-Year Total |
| 108470 | Brentlawn Flood Relief | 0 | \$75,000 | 0 | 0 | 0 | \$75,000 |
| 108510 | Culbreath Road @ Carr Creek Flood Improvements | 0 | \$50,000 | \$100,000 | \$600,000 | 0 | \$750,000 |
| 108500 | Hammock Acres Flood Relief | 0 | 0 | \$50,000 | \$50,000 | \$300,000 | \$400,000 |
| 108480 | Landover/Chadwick Flood Relief | 0 | \$50,000 | \$125,000 | 0 | 0 | \$175,000 |
| 108460 | Preston Road Flood Improvements | 0 | 0 | \$30,000 | 0 | \$450,000 | \$480,000 |
| 108490 | Rhanbuoy Road Flood Improvements | 0 | 0 | \$50,000 | \$175,000 | 0 | \$225,000 |
| 107140 | South Brooksville BMP-6 | \$400,000 | 0 | 0 | 0 | 0 | \$400,000 |
| 107150 | South Brooksville BMP-7 | \$950,000 | 0 | 0 | 0 | 0 | \$950,000 |
| Total | | \$1,350,000 | \$175,000 | \$355,000 | \$825,000 | \$750,000 | \$3,455,000 |
| <i>Source</i> | | | | | | | |
| | Stormwater MSTU (7552) | \$1,350,000 | \$175,000 | \$355,000 | \$825,000 | \$750,000 | \$3,455,000 |
| Total Source | | \$1,350,000 | \$175,000 | \$355,000 | \$825,000 | \$750,000 | \$3,455,000 |

| Limerock Road MSBU Cost Share Program | | | | | | | |
|--|---|--------------------|----------|----------|----------|----------|--------------------|
| Project No. | Project Name | FY 2017 | FY 2018 | FY 2019 | FY 2020 | FY 2021 | 5-Year Total |
| 107750 | Maberly Road Paving MSBU | \$294,000 | 0 | 0 | 0 | 0 | \$294,000 |
| 107780 | Royal Highlands Area I Road Paving MSBU | \$805,000 | 0 | 0 | 0 | 0 | \$805,000 |
| Total | | \$1,099,000 | 0 | 0 | 0 | 0 | \$1,099,000 |
| <i>Source</i> | | | | | | | |
| | Constitutional Gas Tax (1013) | 0 | 0 | 0 | 0 | 0 | 0 |
| | Maberly Road Paving MSBU | \$294,000 | 0 | 0 | 0 | 0 | \$294,000 |
| | Royal Highlands Area I Road Paving MSBU | \$805,000 | 0 | 0 | 0 | 0 | \$805,000 |
| Total Source | | \$1,099,000 | 0 | 0 | 0 | 0 | \$1,099,000 |

| Parks & Preserves | | | | | | | |
|------------------------------|--|----------|--------------------|------------------|------------------|------------------|--------------------|
| Project No. | Project Name | FY 2017 | FY 2018 | FY 2019 | FY 2020 | FY 2021 | 5-Year Total |
| 108800 | ASP Soccer Field Improvements - Phase II | 0 | \$50,000 | 0 | 0 | 0 | \$50,000 |
| 108840 | ASP- Soccer Fld Improvement- Phase I | 0 | \$50,000 | 0 | 0 | 0 | \$50,000 |
| 100360 | Ernie Wever Youth Park Improvements | 0 | \$637,700 | 0 | 0 | 0 | \$637,700 |
| 108010 | Linda Pedersen Park Improvements | 0 | \$150,000 | \$100,000 | 0 | 0 | \$250,000 |
| 107900 | Pine Island / Stem Wall & Observation Deck | 0 | \$300,000 | 0 | 0 | 0 | \$300,000 |
| 107880 | Playground Equipment (replacement) | 0 | \$100,000 | \$100,000 | \$100,000 | \$100,000 | \$400,000 |
| Total | | 0 | \$1,287,700 | \$200,000 | \$100,000 | \$100,000 | \$1,687,700 |



**Hernando County Comprehensive Plan
FY 2016/17-FY 2020/21 Capital Improvement Program
Table IIA-1 Capital Projects by Program Area**

| <i>Source</i> | FY 2017 | FY 2018 | FY 2019 | FY 2020 | FY 2021 | 5-Year Total |
|---------------------------------|----------------|--------------------|------------------|------------------|------------------|---------------------|
| Capital Improvement Fund (3121) | 0 | \$150,000 | \$100,000 | 0 | 0 | \$250,000 |
| General Fund (0011) | 0 | \$300,000 | 0 | 0 | 0 | \$300,000 |
| Grant - Federal Funds | 0 | \$200,000 | \$100,000 | \$100,000 | \$100,000 | \$500,000 |
| Impact Fee - Park District 4 | 0 | \$637,700 | 0 | 0 | 0 | \$637,700 |
| Total Source | 0 | \$1,287,700 | \$200,000 | \$100,000 | \$100,000 | \$1,687,700 |

| Airport Airside | | | | | | | |
|--------------------------------|-----------------------------------|--------------------|--------------------|----------------|----------------|----------------|---------------------|
| Project No. | Project Name | FY 2017 | FY 2018 | FY 2019 | FY 2020 | FY 2021 | 5-Year Total |
| 107010 | Access Control System | 0 | \$479,797 | 0 | 0 | 0 | \$479,797 |
| 107680 | Instrument Landing System | \$968,455 | 0 | 0 | 0 | 0 | \$968,455 |
| 105180 | Replace Airfield Guidance Signage | \$433,281 | 0 | 0 | 0 | 0 | \$433,281 |
| 108880 | Self Fueling Facility | 0 | \$800,000 | 0 | 0 | 0 | \$800,000 |
| 108890 | Taxiway B Design | 0 | \$240,000 | 0 | 0 | 0 | \$240,000 |
| Total | | \$1,401,736 | \$1,519,797 | 0 | 0 | 0 | \$2,921,533 |
| <i>Source</i> | | | | | | | |
| Airport/Industrial Park (4311) | | \$254,405 | \$303,959 | 0 | 0 | 0 | \$558,364 |
| Grant - Federal Funds | | \$100,000 | \$26,275 | 0 | 0 | 0 | \$126,275 |
| Grant - State Funds | | \$1,047,331 | \$1,189,563 | 0 | 0 | 0 | \$2,236,894 |
| Total Source | | \$1,401,736 | \$1,519,797 | 0 | 0 | 0 | \$2,921,533 |

| Airport Commerce | | | | | | | |
|--------------------------------|---|------------------|--------------------|----------------|----------------|----------------|---------------------|
| Project No. | Project Name | FY 2017 | FY 2018 | FY 2019 | FY 2020 | FY 2021 | 5-Year Total |
| 107670 | Airport Main Entrance | \$372,005 | 0 | 0 | 0 | 0 | \$372,005 |
| 107830 | Telecom / Technology Drive Construction | 0 | \$1,200,000 | 0 | 0 | 0 | \$1,200,000 |
| Total | | \$372,005 | \$1,200,000 | 0 | 0 | 0 | \$1,572,005 |
| <i>Source</i> | | | | | | | |
| Airport/Industrial Park (4311) | | \$74,401 | \$120,000 | 0 | 0 | 0 | \$194,401 |
| Grant - Federal Funds | | 0 | \$960,000 | 0 | 0 | 0 | \$960,000 |
| Grant - State Funds | | \$297,604 | \$120,000 | 0 | 0 | 0 | \$417,604 |
| Total Source | | \$372,005 | \$1,200,000 | 0 | 0 | 0 | \$1,572,005 |

| Road Capacity | | | | | | | |
|----------------------|---------------------------------|----------------|----------------|----------------|----------------|----------------|---------------------|
| Project No. | Project Name | FY 2017 | FY 2018 | FY 2019 | FY 2020 | FY 2021 | 5-Year Total |
| 100380 | Road Barclay Avenue Multilaning | \$500,000 | \$500,000 | \$1,670,000 | \$2,150,000 | \$8,050,000 | \$12,870,000 |



**Hernando County Comprehensive Plan
 FY 2016/17-FY 2020/21 Capital Improvement Program
 Table IIA-1 Capital Projects by Program Area**

| Project No. | Project Name | FY 2017 | FY 2018 | FY 2019 | FY 2020 | FY 2021 | 5-Year Total |
|-------------------------------|--|--------------------|--------------------|--------------------|--------------------|---------------------|---------------------|
| 105900 | Road Coastal Way Intersection Improvements | \$580,000 | 0 | 0 | 0 | 0 | \$580,000 |
| 107110 | Road Deltona @ Forest Oaks Intersection Improvements | 0 | \$425,000 | 0 | 0 | 0 | \$425,000 |
| 107490 | Road Forest Oaks @ US19 Intersection Improvements | \$90,000 | \$500,000 | \$500,000 | \$900,000 | 0 | \$1,990,000 |
| 105880 | Road Mariner Blvd @ SR50 Intersection Improvement | 0 | 0 | 0 | \$350,000 | \$2,500,000 | \$2,850,000 |
| 105860 | Road SR 50 Frontage Road East of I-75 | 0 | 0 | \$1,000,000 | 0 | 0 | \$1,000,000 |
| 105840 | Road SR 50 Frontage Road West of Mariner | \$240,000 | \$240,000 | \$385,000 | 0 | 0 | \$865,000 |
| 105930 | Road Star Road Improvements | 0 | 0 | \$250,000 | \$500,000 | \$500,000 | \$1,250,000 |
| 105940 | Road Weeping Willow Road Improvements | 0 | 0 | \$250,000 | \$500,000 | \$500,000 | \$1,250,000 |
| Total | | \$1,410,000 | \$1,665,000 | \$4,055,000 | \$4,400,000 | \$11,550,000 | \$23,080,000 |
| Source | | | | | | | |
| | Impact Fees - Roads - Dist. 1 (New) | 0 | 0 | \$500,000 | \$1,350,000 | \$3,500,000 | \$5,350,000 |
| | Impact Fees - Roads - Dist. 3 (New) | 0 | 0 | \$500,000 | 0 | 0 | \$500,000 |
| | Impact Fees - Roads - Dist. 4 (New) | \$1,320,000 | \$740,000 | \$2,055,000 | \$2,150,000 | \$8,050,000 | \$14,315,000 |
| | Impact Fees -= Roads - Dist. 2 (New) | 0 | 0 | \$500,000 | 0 | 0 | \$500,000 |
| | LOGT 1-6 Fuel-Genl-Transp (1017) | \$90,000 | \$925,000 | \$500,000 | \$900,000 | 0 | \$2,415,000 |
| Total Source | | \$1,410,000 | \$1,665,000 | \$4,055,000 | \$4,400,000 | \$11,550,000 | \$23,080,000 |
| Solid Waste Facilities | | | | | | | |
| Project No. | Project Name | FY 2017 | FY 2018 | FY 2019 | FY 2020 | FY 2021 | 5-Year Total |
| 107960 | Construction of New Admin Building at the NW Solid Waste Facility | \$800,000 | 0 | 0 | 0 | 0 | \$800,000 |
| 107950 | Construction of Operations Building at the NW Solid Waste Facility | \$500,000 | 0 | 0 | 0 | 0 | \$500,000 |
| Total | | \$1,300,000 | 0 | 0 | 0 | 0 | \$1,300,000 |
| Source | | | | | | | |
| | Solid Waste/Recycling - Capital (4471) | \$1,300,000 | 0 | 0 | 0 | 0 | \$1,300,000 |
| Total Source | | \$1,300,000 | 0 | 0 | 0 | 0 | \$1,300,000 |
| Surface Treatment | | | | | | | |
| Project No. | Project Name | FY 2017 | FY 2018 | FY 2019 | FY 2020 | FY 2021 | 5-Year Total |
| 106610 | Norman Street Surface Treatment | \$5,000 | \$452,000 | 0 | 0 | 0 | \$457,000 |
| 106600 | Shasta Street Surface Treatment | 0 | \$5,000 | \$422,000 | 0 | 0 | \$427,000 |
| Total | | \$5,000 | \$457,000 | \$422,000 | 0 | 0 | \$884,000 |
| Source | | | | | | | |
| | LOGT 1-6 Fuel-Genl-Transp (1017) | \$5,000 | \$457,000 | \$422,000 | 0 | 0 | \$884,000 |
| Total Source | | \$5,000 | \$457,000 | \$422,000 | 0 | 0 | \$884,000 |



**Hernando County Comprehensive Plan
 FY 2016/17-FY 2020/21 Capital Improvement Program
 Table IIA-1 Capital Projects by Program Area**

| Transit System | | | | | | | |
|--|---|---------------------|---------------------|---------------------|--------------------|---------------------|---------------------|
| Project No. | Project Name | FY 2017 | FY 2018 | FY 2019 | FY 2020 | FY 2021 | 5-Year Total |
| 108220 | Transit System Transfer Facility | 0 | 0 | \$255,000 | 0 | \$100,000 | \$355,000 |
| Total | | 0 | 0 | \$255,000 | 0 | \$100,000 | \$355,000 |
| <i>Source</i> | | | | | | | |
| | Grant - Federal Funds | 0 | 0 | \$255,000 | 0 | \$100,000 | \$355,000 |
| Total Source | | 0 | 0 | \$255,000 | 0 | \$100,000 | \$355,000 |
| Environmentally Sensitive Lands Program | | | | | | | |
| Project No. | Project Name | FY 2017 | FY 2018 | FY 2019 | FY 2020 | FY 2021 | 5-Year Total |
| 108580 | Cypress Lakes Preserve Public Access Improvements | 0 | 0 | \$280,000 | \$400,000 | \$1,000,000 | \$1,680,000 |
| 108540 | Peck Sink Preserve Overlook | \$200,000 | \$1,000,000 | 0 | 0 | 0 | \$1,200,000 |
| Total | | \$200,000 | \$1,000,000 | \$280,000 | \$400,000 | \$1,000,000 | \$2,880,000 |
| <i>Source</i> | | | | | | | |
| | Sensitive Lands Fund | \$200,000 | \$1,000,000 | \$280,000 | \$400,000 | \$1,000,000 | \$2,880,000 |
| Total Source | | \$200,000 | \$1,000,000 | \$280,000 | \$400,000 | \$1,000,000 | \$2,880,000 |
| TOTAL | | \$33,290,271 | \$18,395,084 | \$16,085,031 | \$8,915,010 | \$16,632,520 | \$93,317,916 |



**Hernando County Comprehensive Plan
 FY 2016/17-FY 2020/21 Capital Improvement Program
 Table IIIA-5 Fund Source and Use Report**

| Fund Name: Additional LOGT 1-5 Gas - Residential Roads (1022) | | | | | | | |
|--|--|--------------------|--------------------|--------------------|--------------------|------------------|---------------------|
| Fund Number: 1022 | | | | | | | |
| Project No. | Project Name: | FY 2017 | FY 2018 | FY 2019 | FY 2020 | FY 2021 | 5-Year Total |
| 104920 | Lake Lindsey Widening and Overlay Improvements | \$0 | \$140,000 | \$0 | \$1,260,000 | \$0 | \$1,400,000 |
| 106670 | Spring Hill Drive (St Ives to Parkway) Pavement Management | \$0 | \$330,000 | \$0 | \$0 | \$0 | \$330,000 |
| 106760 | Spring Hill Area 3C Resurfacing | \$0 | \$1,200,000 | \$0 | \$0 | \$0 | \$1,200,000 |
| 107280 | Corporate Blvd Pavement Management | \$0 | \$200,000 | \$0 | \$0 | \$0 | \$200,000 |
| 107480 | West Landover Traffic Management | \$400,000 | \$0 | \$0 | \$0 | \$0 | \$400,000 |
| 108240 | Dr Martin Luther King Blvd Resurfacing | \$250,000 | \$0 | \$0 | \$0 | \$0 | \$250,000 |
| 108260 | California Street Resurfacing | \$165,000 | \$0 | \$0 | \$0 | \$0 | \$165,000 |
| 108270 | Mariner Boulevard Resurfacing | \$0 | \$1,600,000 | \$0 | \$0 | \$0 | \$1,600,000 |
| 108280 | Cobblestone Drive Resurfacing | \$410,000 | \$0 | \$0 | \$0 | \$0 | \$410,000 |
| 108290 | Culbreath Road Resurfacing | \$0 | \$0 | \$2,500,000 | \$0 | \$0 | \$2,500,000 |
| 108310 | High Point Subdivision Resurfacing | \$0 | \$3,000,000 | \$0 | \$0 | \$0 | \$3,000,000 |
| 108320 | Green Hammock Subdivision Resurfacing | \$0 | \$0 | \$105,000 | \$0 | \$0 | \$105,000 |
| 108350 | Weeki Wachee River Retreats Resurfacing | \$0 | \$0 | \$225,000 | \$0 | \$0 | \$225,000 |
| 108360 | High Point Gardens Resurfacing | \$0 | \$0 | \$0 | \$161,000 | \$0 | \$161,000 |
| 108370 | Olympia Road Resurfacing | \$0 | \$0 | \$0 | \$220,000 | \$0 | \$220,000 |
| 108380 | Endsley Road Resurfacing | \$0 | \$0 | \$0 | \$300,000 | \$0 | \$300,000 |
| 108390 | Skyview Circle Resurfacing | \$0 | \$0 | \$0 | \$235,000 | \$0 | \$235,000 |
| 108400 | Rainbow Estates Resurfacing | \$0 | \$0 | \$650,000 | \$0 | \$0 | \$650,000 |
| 108410 | Redfox Resurfacing | \$0 | \$0 | \$0 | \$0 | \$75,000 | \$75,000 |
| 108420 | Lambeth Road Resurfacing | \$0 | \$0 | \$0 | \$0 | \$75,000 | \$75,000 |
| 108430 | Old Trilby Road Resurfacing | \$0 | \$0 | \$0 | \$0 | \$200,000 | \$200,000 |
| 108440 | Hope Hill Road Resurfacing | \$0 | \$0 | \$0 | \$0 | \$200,000 | \$200,000 |
| 108450 | Clayton Road Resurfacing | \$0 | \$0 | \$0 | \$0 | \$96,000 | \$96,000 |
| 108520 | Sunshine Grove @ Jacqueline Traffic Signal | \$575,000 | \$0 | \$0 | \$0 | \$0 | \$575,000 |
| Total | | \$1,800,000 | \$6,470,000 | \$3,480,000 | \$2,176,000 | \$646,000 | \$14,572,000 |

| Fund Name: Airport/Industrial Park (4311) | | | | | | | |
|--|---|------------------|------------------|----------------|----------------|----------------|---------------------|
| Fund Number: 4311 | | | | | | | |
| Project No. | Project Name: | FY 2017 | FY 2018 | FY 2019 | FY 2020 | FY 2021 | 5-Year Total |
| 105180 | Replace Airfield Guidance Signage | \$60,714 | \$0 | \$0 | \$0 | \$0 | \$60,714 |
| 107010 | Access Control System | \$0 | \$95,959 | \$0 | \$0 | \$0 | \$95,959 |
| 107670 | Airport Main Entrance | \$74,401 | \$0 | \$0 | \$0 | \$0 | \$74,401 |
| 107680 | Instrument Landing System | \$193,691 | \$0 | \$0 | \$0 | \$0 | \$193,691 |
| 108880 | Self Fueling Facility | \$0 | \$160,000 | \$0 | \$0 | \$0 | \$160,000 |
| 108890 | Taxiway B Design | \$0 | \$48,000 | \$0 | \$0 | \$0 | \$48,000 |
| 107830 | Telecom / Technology Drive Construction | \$0 | \$120,000 | \$0 | \$0 | \$0 | \$120,000 |
| Total | | \$328,806 | \$423,959 | \$0 | \$0 | \$0 | \$752,765 |



**Hernando County Comprehensive Plan
FY 2016/17-FY 2020/21 Capital Improvement Program
Table IIIA-5 Fund Source and Use Report**

| | | | | | | | |
|---|----------------------------------|----------------|----------------|----------------|----------------|----------------|---------------------|
| Fund Name: Capital Improvement Fund (3121) | | | | | | | |
| Fund Number: 3121 | | | | | | | |
| Project No. | Project Name: | FY 2017 | FY 2018 | FY 2019 | FY 2020 | FY 2021 | 5-Year Total |
| 108010 | Linda Pedersen Park Improvements | \$0 | \$150,000 | \$100,000 | \$0 | \$0 | \$250,000 |
| Total | | \$0 | \$150,000 | \$100,000 | \$0 | \$0 | \$250,000 |

| | | | | | | | |
|--|--|----------------|----------------|----------------|----------------|----------------|---------------------|
| Fund Name: County Fuel Tax (1015) | | | | | | | |
| Fund Number: 1015 | | | | | | | |
| Project No. | Project Name: | FY 2017 | FY 2018 | FY 2019 | FY 2020 | FY 2021 | 5-Year Total |
| 105970 | Zone 3 Fiber Optic (SR50/Truck Route-East) | \$352,400 | \$0 | \$0 | \$0 | \$0 | \$352,400 |
| 105980 | Zone 3 Fiber Optic (SR50/Truck Route-West) | \$0 | \$56,280 | \$234,900 | \$0 | \$0 | \$291,180 |
| 105990 | Zone 5 Fiber Optic | \$0 | \$0 | \$0 | \$48,560 | \$138,000 | \$186,560 |
| 106000 | Zone 15 Fiber Optic | \$0 | \$0 | \$0 | \$90,450 | \$308,500 | \$398,950 |
| 106020 | Zone 4 Fiber Optic | \$0 | \$0 | \$0 | \$0 | \$598,380 | \$598,380 |
| 106030 | Zone 8 Fiber Optic (Spring Hill Dr) | \$0 | \$0 | \$0 | \$0 | \$425,300 | \$425,300 |
| 106040 | Zone 14 Fiber Optic | \$0 | \$0 | \$0 | \$0 | \$141,340 | \$141,340 |
| 107870 | Howell Avenue @ US41 Intersection Improvements | \$75,000 | \$0 | \$0 | \$0 | \$0 | \$75,000 |
| Total | | \$427,400 | \$56,280 | \$234,900 | \$139,010 | \$1,611,520 | \$2,469,110 |

| | | | | | | | |
|---------------------------------------|--|----------------|----------------|----------------|----------------|----------------|---------------------|
| Fund Name: General Fund (0011) | | | | | | | |
| Fund Number: 0011 | | | | | | | |
| Project No. | Project Name: | FY 2017 | FY 2018 | FY 2019 | FY 2020 | FY 2021 | 5-Year Total |
| 107900 | Pine Island / Stem Wall & Observation Deck | \$0 | \$300,000 | \$0 | \$0 | \$0 | \$300,000 |
| Total | | \$0 | \$300,000 | \$0 | \$0 | \$0 | \$300,000 |

| | | | | | | | |
|---|--|----------------|----------------|----------------|----------------|----------------|---------------------|
| Fund Name: Grant - Federal Funds | | | | | | | |
| Fund Number: 9993 | | | | | | | |
| Project No. | Project Name: | FY 2017 | FY 2018 | FY 2019 | FY 2020 | FY 2021 | 5-Year Total |
| 105180 | Replace Airfield Guidance Signage | \$100,000 | \$0 | \$0 | \$0 | \$0 | \$100,000 |
| 107010 | Access Control System | \$0 | \$26,275 | \$0 | \$0 | \$0 | \$26,275 |
| 107880 | Playground Equipment (replacement) | \$0 | \$100,000 | \$100,000 | \$100,000 | \$100,000 | \$400,000 |
| 108220 | Transit System Transfer Facility | \$0 | \$0 | \$255,000 | \$0 | \$100,000 | \$355,000 |
| 108800 | ASP Soccer Field Improvements - Phase II | \$0 | \$50,000 | \$0 | \$0 | \$0 | \$50,000 |
| 108840 | ASP- Soccer Fld Improvement- Phase I | \$0 | \$50,000 | \$0 | \$0 | \$0 | \$50,000 |
| 107830 | Telecom / Technology Drive Construction | \$0 | \$960,000 | \$0 | \$0 | \$0 | \$960,000 |
| Total | | \$100,000 | \$1,186,275 | \$355,000 | \$100,000 | \$200,000 | \$1,941,275 |



**Hernando County Comprehensive Plan
 FY 2016/17-FY 2020/21 Capital Improvement Program
 Table IIIA-5 Fund Source and Use Report**

| Fund Name: Grant - State Funds | | | | | | | |
|---------------------------------------|---|--------------------|--------------------|------------------|----------------|----------------|---------------------|
| Fund Number: 9992 | | | | | | | |
| Project No. | Project Name: | FY 2017 | FY 2018 | FY 2019 | FY 2020 | FY 2021 | 5-Year Total |
| 104590 | Osowaw Blvd Bike Lane & Sidewalk (FDOT TIP/FPN 427996-4-58) | \$430,673 | \$0 | \$0 | \$0 | \$0 | \$430,673 |
| 105180 | Replace Airfield Guidance Signage | \$272,567 | \$0 | \$0 | \$0 | \$0 | \$272,567 |
| 107010 | Access Control System | \$0 | \$357,563 | \$0 | \$0 | \$0 | \$357,563 |
| 107120 | Quality Dr/Medical Blvd Sidewalk | \$46,100 | \$326,400 | \$0 | \$0 | \$0 | \$372,500 |
| 107590 | Explorer K-8 School Sidewalk | \$0 | \$89,407 | \$671,500 | \$0 | \$0 | \$760,907 |
| 107670 | Airport Main Entrance | \$297,604 | \$0 | \$0 | \$0 | \$0 | \$297,604 |
| 107680 | Instrument Landing System | \$774,764 | \$0 | \$0 | \$0 | \$0 | \$774,764 |
| 107820 | Deltona Boulevard Sidewalk | \$47,570 | \$279,400 | \$0 | \$0 | \$0 | \$326,970 |
| 108880 | Self Fueling Facility | \$0 | \$640,000 | \$0 | \$0 | \$0 | \$640,000 |
| 108890 | Taxiway B Design | \$0 | \$192,000 | \$0 | \$0 | \$0 | \$192,000 |
| 107830 | Telecom / Technology Drive Construction | \$0 | \$120,000 | \$0 | \$0 | \$0 | \$120,000 |
| Total | | \$1,869,278 | \$2,004,770 | \$671,500 | \$0 | \$0 | \$4,545,548 |

| Fund Name: HCUD - Connection Fees Wastewater | | | | | | | |
|---|---|------------------|----------------|--------------------|----------------|----------------|---------------------|
| Fund Number: 4133 | | | | | | | |
| Project No. | Project Name: | FY 2017 | FY 2018 | FY 2019 | FY 2020 | FY 2021 | 5-Year Total |
| 102000 | SR 50 Eastside Transmission System FM - Ridge Manor to US 301 | \$131,423 | \$0 | \$1,700,000 | \$0 | \$0 | \$1,831,423 |
| Total | | \$131,423 | \$0 | \$1,700,000 | \$0 | \$0 | \$1,831,423 |

| Fund Name: HCUD - Connection Fees Water | | | | | | | |
|--|---|-----------------|----------------|--------------------|----------------|----------------|---------------------|
| Fund Number: 4132 | | | | | | | |
| Project No. | Project Name: | FY 2017 | FY 2018 | FY 2019 | FY 2020 | FY 2021 | 5-Year Total |
| 101160 | SR 50 Eastside Transmission System WM - Ridge Manor to US 301 | \$83,423 | \$0 | \$2,260,431 | \$0 | \$0 | \$2,343,854 |
| Total | | \$83,423 | \$0 | \$2,260,431 | \$0 | \$0 | \$2,343,854 |

| Fund Name: HCUD Capital | | | | | | | |
|--------------------------------|--|---------------------|------------------|------------------|----------------|----------------|---------------------|
| Fund Number: 4144 | | | | | | | |
| Project No. | Project Name: | FY 2017 | FY 2018 | FY 2019 | FY 2020 | FY 2021 | 5-Year Total |
| 101050 | Killian Transmission Line Upgrade | \$0 | \$100,000 | \$600,000 | \$0 | \$0 | \$700,000 |
| 104280 | HC Reclaimed Water Distribution System - Phase 1 US 19 | \$12,000,000 | \$0 | \$0 | \$0 | \$0 | \$12,000,000 |
| 104340 | Berkeley Manor Flow Diversion | \$500,000 | \$0 | \$0 | \$0 | \$0 | \$500,000 |
| 106360 | Killian Water Plant Upgrades | \$0 | \$50,000 | \$300,000 | \$0 | \$0 | \$350,000 |
| 107030 | Brookridge-Glen Force Main | \$1,585,000 | \$0 | \$0 | \$0 | \$0 | \$1,585,000 |
| 108150 | Southwest WTP Well Replacement | \$0 | \$450,000 | \$0 | \$0 | \$0 | \$450,000 |
| 108640 | U.S. 19 - Toucan to Cortez Water Main | \$1,993,000 | \$0 | \$0 | \$0 | \$0 | \$1,993,000 |
| 108650 | U.S. 19 - Toucan to Cortez Force Main | \$396,000 | \$0 | \$0 | \$0 | \$0 | \$396,000 |
| Total | | \$16,474,000 | \$600,000 | \$900,000 | \$0 | \$0 | \$17,974,000 |



**Hernando County Comprehensive Plan
FY 2016/17-FY 2020/21 Capital Improvement Program
Table IIIA-5 Fund Source and Use Report**

| Fund Name: HCUD Renewal and Replacement | | | | | | | |
|--|---------------------------------------|--------------------|--------------------|------------------|------------------|------------------|---------------------|
| Fund Number: 4121 | | | | | | | |
| Project No. | Project Name: | FY 2017 | FY 2018 | FY 2019 | FY 2020 | FY 2021 | 5-Year Total |
| 106330 | Stoneybrook Forcemain & Liftstation | \$0 | \$300,000 | \$0 | \$0 | \$0 | \$300,000 |
| 106370 | FDOT I-75 Forcemain Relocation | \$100,000 | \$0 | \$0 | \$0 | \$0 | \$100,000 |
| 106380 | FDOT I-75 Watermain Relocation | \$207,625 | \$0 | \$0 | \$0 | \$0 | \$207,625 |
| 107620 | Backflow Dual Checks | \$75,000 | \$350,000 | \$350,000 | \$350,000 | \$350,000 | \$1,475,000 |
| 108590 | Hill-n-Dale Watermain Replacements | \$0 | \$175,000 | \$175,000 | \$175,000 | \$175,000 | \$700,000 |
| 108600 | Spring Hill AC Watermain Replacements | \$0 | \$175,000 | \$175,000 | \$175,000 | \$175,000 | \$700,000 |
| 108610 | Spring Hill AC Forcemain Replacements | \$0 | \$175,000 | \$175,000 | \$175,000 | \$175,000 | \$700,000 |
| 108620 | Quality Drive Liftstation | \$0 | \$500,000 | \$0 | \$0 | \$0 | \$500,000 |
| 108660 | Spring Hill WRF Upgrades | \$1,583,000 | \$0 | \$0 | \$0 | \$0 | \$1,583,000 |
| Total | | \$1,965,625 | \$1,675,000 | \$875,000 | \$875,000 | \$875,000 | \$6,265,625 |

| Fund Name: Impact Fee - Park District 4 | | | | | | | |
|--|-------------------------------------|----------------|------------------|----------------|----------------|----------------|---------------------|
| Fund Number: 3344 | | | | | | | |
| Project No. | Project Name: | FY 2017 | FY 2018 | FY 2019 | FY 2020 | FY 2021 | 5-Year Total |
| 100360 | Ernie Wever Youth Park Improvements | \$0 | \$637,700 | \$0 | \$0 | \$0 | \$637,700 |
| Total | | \$0 | \$637,700 | \$0 | \$0 | \$0 | \$637,700 |

| Fund Name: Impact Fees - Roads - Dist. 1 (New) | | | | | | | |
|---|--|----------------|----------------|------------------|--------------------|--------------------|---------------------|
| Fund Number: 3331 | | | | | | | |
| Project No. | Project Name: | FY 2017 | FY 2018 | FY 2019 | FY 2020 | FY 2021 | 5-Year Total |
| 105880 | Mariner Blvd @ SR50 Intersection Improvement | \$0 | \$0 | \$0 | \$350,000 | \$2,500,000 | \$2,850,000 |
| 105930 | Star Road Improvements | \$0 | \$0 | \$250,000 | \$500,000 | \$500,000 | \$1,250,000 |
| 105940 | Weeping Willow Road Improvements | \$0 | \$0 | \$250,000 | \$500,000 | \$500,000 | \$1,250,000 |
| Total | | \$0 | \$0 | \$500,000 | \$1,350,000 | \$3,500,000 | \$5,350,000 |

| Fund Name: Impact Fees - Roads - Dist. 3 (New) | | | | | | | |
|---|----------------------------------|----------------|----------------|------------------|----------------|----------------|---------------------|
| Fund Number: 3333 | | | | | | | |
| Project No. | Project Name: | FY 2017 | FY 2018 | FY 2019 | FY 2020 | FY 2021 | 5-Year Total |
| 105860 | SR 50 Frontage Road East of I-75 | \$0 | \$0 | \$500,000 | \$0 | \$0 | \$500,000 |
| Total | | \$0 | \$0 | \$500,000 | \$0 | \$0 | \$500,000 |

| Fund Name: Impact Fees - Roads - Dist. 4 (New) | | | | | | | |
|---|---------------------------------------|--------------------|------------------|--------------------|--------------------|--------------------|---------------------|
| Fund Number: 3334 | | | | | | | |
| Project No. | Project Name: | FY 2017 | FY 2018 | FY 2019 | FY 2020 | FY 2021 | 5-Year Total |
| 100380 | Barclay Avenue Multilaning | \$500,000 | \$500,000 | \$1,670,000 | \$2,150,000 | \$8,050,000 | \$12,870,000 |
| 105840 | SR 50 Frontage Road West of Mariner | \$240,000 | \$240,000 | \$385,000 | \$0 | \$0 | \$865,000 |
| 105900 | Coastal Way Intersection Improvements | \$580,000 | \$0 | \$0 | \$0 | \$0 | \$580,000 |
| Total | | \$1,320,000 | \$740,000 | \$2,055,000 | \$2,150,000 | \$8,050,000 | \$14,315,000 |



**Hernando County Comprehensive Plan
FY 2016/17-FY 2020/21 Capital Improvement Program
Table IIIA-5 Fund Source and Use Report**

| | | | | | | | |
|--|----------------------------------|----------------|----------------|----------------|----------------|----------------|---------------------|
| Fund Name: Impact Fees -= Roads - Dist. 2 (New) | | | | | | | |
| Fund Number: 3332 | | | | | | | |
| Project No. | Project Name: | FY 2017 | FY 2018 | FY 2019 | FY 2020 | FY 2021 | 5-Year Total |
| 105860 | SR 50 Frontage Road East of I-75 | \$0 | \$0 | \$500,000 | \$0 | \$0 | \$500,000 |
| Total | | \$0 | \$0 | \$500,000 | \$0 | \$0 | \$500,000 |

| | | | | | | | |
|--|---|----------------|----------------|----------------|----------------|----------------|---------------------|
| Fund Name: LOGT 1-6 Fuel-Genl-Transp (1017) | | | | | | | |
| Fund Number: 1017 | | | | | | | |
| Project No. | Project Name: | FY 2017 | FY 2018 | FY 2019 | FY 2020 | FY 2021 | 5-Year Total |
| 106090 | Ridge Manor at Cockleberry Culvert Replacement | \$200,000 | \$0 | \$0 | \$0 | \$0 | \$200,000 |
| 106100 | Lark Avenue Culvert Replacement | \$30,000 | \$150,000 | \$0 | \$0 | \$0 | \$180,000 |
| 106600 | Shasta Street Surface Treatment | \$0 | \$5,000 | \$422,000 | \$0 | \$0 | \$427,000 |
| 106610 | Norman Street Surface Treatment | \$5,000 | \$452,000 | \$0 | \$0 | \$0 | \$457,000 |
| 107110 | Deltona @ Forest Oaks Intersection Improvements | \$0 | \$425,000 | \$0 | \$0 | \$0 | \$425,000 |
| 107490 | Forest Oaks @ US19 Intersection Improvements | \$90,000 | \$500,000 | \$500,000 | \$900,000 | \$0 | \$1,990,000 |
| 107740 | Jenkins Creek Culvert Repair | \$170,000 | \$0 | \$0 | \$0 | \$0 | \$170,000 |
| Total | | \$495,000 | \$1,532,000 | \$922,000 | \$900,000 | \$0 | \$3,849,000 |

| | | | | | | | |
|--|--------------------------|----------------|----------------|----------------|----------------|----------------|---------------------|
| Fund Name: Maberly Road Paving MSBU | | | | | | | |
| Fund Number: 7933 | | | | | | | |
| Project No. | Project Name: | FY 2017 | FY 2018 | FY 2019 | FY 2020 | FY 2021 | 5-Year Total |
| 107750 | Maberly Road Paving MSBU | \$294,000 | \$0 | \$0 | \$0 | \$0 | \$294,000 |
| Total | | \$294,000 | \$0 | \$0 | \$0 | \$0 | \$294,000 |

| | | | | | | | |
|---|-------------------------------|----------------|----------------|----------------|----------------|----------------|---------------------|
| Fund Name: Ninth-CT Fuel Tax-Res Rds | | | | | | | |
| Fund Number: 1024 | | | | | | | |
| Project No. | Project Name: | FY 2017 | FY 2018 | FY 2019 | FY 2020 | FY 2021 | 5-Year Total |
| 108300 | Dry Creek Estates Resurfacing | \$150,000 | \$0 | \$0 | \$0 | \$0 | \$150,000 |
| 108330 | Snow Hill Road Resurfacing | \$200,000 | \$0 | \$0 | \$0 | \$0 | \$200,000 |
| 108340 | Jones Road Resurfacing | \$200,000 | \$0 | \$0 | \$0 | \$0 | \$200,000 |
| Total | | \$550,000 | \$0 | \$0 | \$0 | \$0 | \$550,000 |

| | | | | | | | |
|---|---|----------------|----------------|----------------|----------------|----------------|---------------------|
| Fund Name: Royal Highlands Area I Road Paving MSBU | | | | | | | |
| Fund Number: 7951 | | | | | | | |
| Project No. | Project Name: | FY 2017 | FY 2018 | FY 2019 | FY 2020 | FY 2021 | 5-Year Total |
| 107780 | Royal Highlands Area I Road Paving MSBU | \$805,000 | \$0 | \$0 | \$0 | \$0 | \$805,000 |
| Total | | \$805,000 | \$0 | \$0 | \$0 | \$0 | \$805,000 |



**Hernando County Comprehensive Plan
FY 2016/17-FY 2020/21 Capital Improvement Program
Table IIIA-5 Fund Source and Use Report**

| Fund Name: Sensitive Lands Fund | | | | | | | |
|--|---|------------------|--------------------|------------------|------------------|--------------------|---------------------|
| Fund Number: 1231 | | | | | | | |
| Project No. | Project Name: | FY 2017 | FY 2018 | FY 2019 | FY 2020 | FY 2021 | 5-Year Total |
| 108540 | Peck Sink Preserve Overlook | \$200,000 | \$1,000,000 | \$0 | \$0 | \$0 | \$1,200,000 |
| 108580 | Cypress Lakes Preserve Public Access Improvements | \$0 | \$0 | \$280,000 | \$400,000 | \$1,000,000 | \$1,680,000 |
| Total | | \$200,000 | \$1,000,000 | \$280,000 | \$400,000 | \$1,000,000 | \$2,880,000 |

| Fund Name: Solid Waste/Recycling - Capital (4471) | | | | | | | |
|--|--|--------------------|----------------|----------------|----------------|----------------|---------------------|
| Fund Number: 4471 | | | | | | | |
| Project No. | Project Name: | FY 2017 | FY 2018 | FY 2019 | FY 2020 | FY 2021 | 5-Year Total |
| 107950 | Construction of Operations Building at the NW Solid Waste Facility | \$500,000 | \$0 | \$0 | \$0 | \$0 | \$500,000 |
| 107960 | Construction of New Administration Building at the NW Solid Waste Facility | \$800,000 | \$0 | \$0 | \$0 | \$0 | \$800,000 |
| Total | | \$1,300,000 | \$0 | \$0 | \$0 | \$0 | \$1,300,000 |

| Fund Name: State/Federal FDOT Programmed Funding | | | | | | | |
|---|--|--------------------|--------------------|------------------|----------------|----------------|---------------------|
| Fund Number: 9994 | | | | | | | |
| Project No. | Project Name: | FY 2017 | FY 2018 | FY 2019 | FY 2020 | FY 2021 | 5-Year Total |
| 103900 | Shoal Line Blvd South Bike Lane/Sidewalk (FPN 427996-5-58) | \$591,000 | \$0 | \$0 | \$0 | \$0 | \$591,000 |
| 103910 | Powell Road Sidewalks | \$229,270 | \$1,389,400 | \$0 | \$0 | \$0 | \$1,618,670 |
| 105440 | Good Neighbor Trail Phase III | \$1,083,550 | \$0 | \$0 | \$0 | \$0 | \$1,083,550 |
| 105450 | Good Neighbor Trail Phase IV | \$1,536,050 | \$0 | \$0 | \$0 | \$0 | \$1,536,050 |
| 107600 | JD Floyd K-8 School Sidewalks | \$0 | \$54,700 | \$396,200 | \$0 | \$0 | \$450,900 |
| Total | | \$3,439,870 | \$1,444,100 | \$396,200 | \$0 | \$0 | \$5,280,170 |

| Fund Name: Stormwater MSTU (7552) | | | | | | | |
|--|--|--------------------|------------------|------------------|------------------|------------------|---------------------|
| Fund Number: 7552 | | | | | | | |
| Project No. | Project Name: | FY 2017 | FY 2018 | FY 2019 | FY 2020 | FY 2021 | 5-Year Total |
| 107140 | South Brooksville BMP-6 | \$400,000 | \$0 | \$0 | \$0 | \$0 | \$400,000 |
| 107150 | South Brooksville BMP-7 | \$950,000 | \$0 | \$0 | \$0 | \$0 | \$950,000 |
| 108460 | Preston Road Flood Improvements | \$0 | \$0 | \$30,000 | \$0 | \$450,000 | \$480,000 |
| 108470 | Brentlawn Flood Relief | \$0 | \$75,000 | \$0 | \$0 | \$0 | \$75,000 |
| 108480 | Landover/Chadwick Flood Relief | \$0 | \$50,000 | \$125,000 | \$0 | \$0 | \$175,000 |
| 108490 | Rhanbuoy Road Flood Improvements | \$0 | \$0 | \$50,000 | \$175,000 | \$0 | \$225,000 |
| 108500 | Hammock Acres Flood Relief | \$0 | \$0 | \$50,000 | \$50,000 | \$300,000 | \$400,000 |
| 108510 | Culbreath Road @ Carr Creek Flood Improvements | \$0 | \$50,000 | \$100,000 | \$600,000 | \$0 | \$750,000 |
| Total | | \$1,350,000 | \$175,000 | \$355,000 | \$825,000 | \$750,000 | \$3,455,000 |



**Hernando County Comprehensive Plan
 FY 2016/17-FY 2020/21 Capital Improvement Program
 Table IIIA-5 Fund Source and Use Report**

| Fund Name: Transportation Trust Fund (1011) | | | | | | | |
|--|----------------------------------|---------------------|---------------------|---------------------|--------------------|---------------------|---------------------|
| Fund Number: 1011 | | | | | | | |
| Project No. | Project Name: | FY 2017 | FY 2018 | FY 2019 | FY 2020 | FY 2021 | 5-Year Total |
| 105450 | Good Neighbor Trail Phase IV | \$104,000 | \$0 | \$0 | \$0 | \$0 | \$104,000 |
| 106470 | Shoal Line North Sidewalks | \$201,900 | \$0 | \$0 | \$0 | \$0 | \$201,900 |
| 107120 | Quality Dr/Medical Blvd Sidewalk | \$50,546 | \$0 | \$0 | \$0 | \$0 | \$50,546 |
| Total | | \$356,446 | \$0 | \$0 | \$0 | \$0 | \$356,446 |
| 5-Year Program Total | | \$33,290,271 | \$18,395,084 | \$16,085,031 | \$8,915,010 | \$16,632,520 | \$93,317,916 |

Florida Department of Transportation – District 7
5-Year Tentative Transportation Improvement Program (TIP)
Hernando/Citrus MPO
FY 2017-FY2021

(Excerpt of Pages for Hernando County's Projects)

| | | | | | | | | |
|---|------------------|----------|----------|----------|----------|----------|----------|------------------|
| Item Number: 257298 1 Project Description: CR 578 (CO LINE RD) FROM US 19 (SR 55) TO US 41 (SR 45) *NON-SIS* | | | | | | | | |
| LRTP: Objectives 1.4, 2.3, 3.10 (Pages 6-6 through 6-10); Appendix H | | | | | | | | |
| District: 07 County: HERNANDO Type of Work: PD&E/EMO STUDY Project Length: .002 | | | | | | | | |
| P D & E / MANAGED BY FDOT | | | | | | | | |
| -TOTAL OUTSIDE YEARS | 2,356,937 | 0 | 0 | 0 | 0 | 0 | 0 | 2,356,937 |
| Item 257298 1 Totals: | 2,356,937 | 0 | 0 | 0 | 0 | 0 | 0 | 2,356,937 |

| | | | | | | | | |
|---|-------------------|----------|----------|----------|----------|----------|----------|-------------------|
| Item Number: 257298 2 Project Description: CR 578 (CO LINE RD) FROM US 19 TO EAST OF EAST RD *NON-SIS* | | | | | | | | |
| LRTP: Objectives 1.4, 2.3, 3.10 (Pages 6-6 through 6-10); Appendix H | | | | | | | | |
| District: 07 County: HERNANDO Type of Work: ADD LANES & RECONSTRUCT Project Length: 7.230 | | | | | | | | |
| PRELIMINARY ENGINEERING / MANAGED BY FDOT | | | | | | | | |
| -TOTAL OUTSIDE YEARS | 1,908,330 | 0 | 0 | 0 | 0 | 0 | 0 | 1,908,330 |
| RIGHT OF WAY / MANAGED BY FDOT | | | | | | | | |
| -TOTAL OUTSIDE YEARS | 23,813,817 | 0 | 0 | 0 | 0 | 0 | 0 | 23,813,817 |
| RAILROAD & UTILITIES / MANAGED BY FDOT | | | | | | | | |
| -TOTAL OUTSIDE YEARS | 3,528,119 | 0 | 0 | 0 | 0 | 0 | 0 | 3,528,119 |
| CONSTRUCTION / MANAGED BY FDOT | | | | | | | | |
| -TOTAL OUTSIDE YEARS | 13,051,073 | 0 | 0 | 0 | 0 | 0 | 0 | 13,051,073 |
| ENVIRONMENTAL / MANAGED BY FDOT | | | | | | | | |
| -TOTAL OUTSIDE YEARS | 65,864 | 0 | 0 | 0 | 0 | 0 | 0 | 65,864 |
| Item 257298 2 Totals: | 42,367,203 | 0 | 0 | 0 | 0 | 0 | 0 | 42,367,203 |

| | | | | | | | | | |
|---|------------------|----------|----------|----------|----------|----------|----------|----------|------------------|
| Item Number: 257298 3 Project Description: CR 578 (CO LINE RD) FROM E OF EAST RD TO SPRING TIME ST *NON-SIS* | | | | | | | | | |
| LRTP: Objectives 1.4, 2.3, 3.10 (Pages 6-6 through 6-10); Appendix H | | | | | | | | | |
| District: 07 County: HERNANDO Type of Work: ADD LANES & RECONSTRUCT Project Length: 7.911 | | | | | | | | | |
| PRELIMINARY ENGINEERING / MANAGED BY FDOT | | | | | | | | | |
| -TOTAL OUTSIDE YEARS | 3,390,411 | 0 | 0 | 0 | 0 | 0 | 0 | 0 | 3,390,411 |
| RIGHT OF WAY / MANAGED BY FDOT | | | | | | | | | |
| -TOTAL OUTSIDE YEARS | 1,790,661 | 0 | 0 | 0 | 0 | 0 | 0 | 0 | 1,790,661 |
| ENVIRONMENTAL / MANAGED BY FDOT | | | | | | | | | |
| -TOTAL OUTSIDE YEARS | 54,614 | 0 | 0 | 0 | 0 | 0 | 0 | 0 | 54,614 |
| Item 257298 3 Totals: | 5,235,686 | 0 | 0 | 0 | 0 | 0 | 0 | 0 | 5,235,686 |

| | | | | | | | | | |
|---|------------------|----------|----------|----------|----------|----------|----------|----------|------------------|
| Item Number: 257298 4 Project Description: CR 578 (CO LINE RD) FROM E OF MARINER BLVD TO W OF SUNCOAST PARKWAY *NON-SIS* | | | | | | | | | |
| LRTP: Objectives 1.4, 2.3, 3.10 (Pages 6-6 through 6-10); Appendix H | | | | | | | | | |
| District: 07 County: HERNANDO Type of Work: ADD LANES & RECONSTRUCT Project Length: 8.865 | | | | | | | | | |
| PRELIMINARY ENGINEERING / MANAGED BY FDOT | | | | | | | | | |
| -TOTAL OUTSIDE YEARS | 1,998,491 | 0 | 0 | 0 | 0 | 0 | 0 | 0 | 1,998,491 |
| RIGHT OF WAY / MANAGED BY FDOT | | | | | | | | | |
| -TOTAL OUTSIDE YEARS | 408,295 | 0 | 0 | 0 | 0 | 0 | 0 | 0 | 408,295 |
| ENVIRONMENTAL / MANAGED BY FDOT | | | | | | | | | |
| -TOTAL OUTSIDE YEARS | 24,704 | 0 | 0 | 0 | 0 | 0 | 0 | 0 | 24,704 |
| Item 257298 4 Totals: | 2,431,490 | 0 | 0 | 0 | 0 | 0 | 0 | 0 | 2,431,490 |

Item Number: 257298 5 Project Description: CR 578 (CO LINE RD) FROM SUNCOAST PARKWAY TO US41 AT AYERS RD *NON-SIS*

LRTP: Objectives 1.4, 2.3, 3.10 (Pages 6-6 through 6-10); Appendix H

District: 07 County: HERNANDO Type of Work: NEW ROAD CONSTRUCTION Project Length: 1.492

Extra Description: 0 TO 4 LANES

PRELIMINARY ENGINEERING / MANAGED BY FDOT

| | | | | | | | | |
|--------------------------------------|-----------|---|---|---|---|---|---|-----------|
| DSF -STATE PRIMARY MATCHING FUNDS | 5,693 | 0 | 0 | 0 | 0 | 0 | 0 | 5,693 |
| LFF -LOCAL FUND - FOR MATCHING F/A | 5,694 | 0 | 0 | 0 | 0 | 0 | 0 | 5,694 |
| LFP -LOCAL FUNDS FOR PARTICIPATING | 900,000 | 0 | 0 | 0 | 0 | 0 | 0 | 900,000 |
| SL -STP, AREAS <= 200K | 1,863,096 | 0 | 0 | 0 | 0 | 0 | 0 | 1,863,096 |
| TRIP -TRANS REGIONAL INCENTIVE PROGM | 900,000 | 0 | 0 | 0 | 0 | 0 | 0 | 900,000 |

RIGHT OF WAY / MANAGED BY FDOT

| | | | | | | | | |
|--------------------------------------|-----------|---------|---|---|---|---|---|-----------|
| CIGP -COUNTY INCENTIVE GRANT PROGRAM | 2,747,990 | 0 | 0 | 0 | 0 | 0 | 0 | 2,747,990 |
| HPP -HIGH PRIORITY PROJECTS | 4,319,520 | 0 | 0 | 0 | 0 | 0 | 0 | 4,319,520 |
| LF -LOCAL FUNDS | 1,415 | 250,741 | 0 | 0 | 0 | 0 | 0 | 252,156 |
| LFP -LOCAL FUNDS FOR PARTICIPATING | 2,747,990 | 0 | 0 | 0 | 0 | 0 | 0 | 2,747,990 |
| SA -STP, ANY AREA | 703,574 | 0 | 0 | 0 | 0 | 0 | 0 | 703,574 |
| SL -STP, AREAS <= 200K | 3,558,337 | 0 | 0 | 0 | 0 | 0 | 0 | 3,558,337 |
| TRIP -TRANS REGIONAL INCENTIVE PROGM | 1,268 | 0 | 0 | 0 | 0 | 0 | 0 | 1,268 |
| TRWR -2015 SB2514A-TRAN REG INCT PRG | 0 | 250,741 | 0 | 0 | 0 | 0 | 0 | 250,741 |

RAILROAD & UTILITIES / MANAGED BY FDOT

| | | | | | | | | |
|-------------------|---|---|---|-----------|---|---|---|-----------|
| LF -LOCAL FUNDS | 0 | 0 | 0 | 1,605,124 | 0 | 0 | 0 | 1,605,124 |
| SA -STP, ANY AREA | 0 | 0 | 0 | 20,000 | 0 | 0 | 0 | 20,000 |

| | | | | | | | | |
|---|-------------------|----------------|----------|-------------------|----------|----------|----------|-------------------|
| Item Number: 257298 5 Project Description: CR 578 (CO LINE RD) FROM SUNCOAST PARKWAY TO US41 AT AYERS RD *NON-SIS* (CONTINUED) | | | | | | | | |
| LRTP: Objectives 1.4, 2.3, 3.10 (Pages 6-6 through 6-10); Appendix H | | | | | | | | |
| District: 07 County: HERNANDO Type of Work: NEW ROAD CONSTRUCTION Project Length: 1.492 | | | | | | | | |
| Extra Description: 0 TO 4 LANES | | | | | | | | |
| CONSTRUCTION / MANAGED BY FDOT | | | | | | | | |
| CM -CONGESTION MITIGATION - AQ | 0 | 0 | 0 | 1,831,775 | 0 | 0 | 0 | 1,831,775 |
| LF -LOCAL FUNDS | 0 | 0 | 0 | 71,050 | 0 | 0 | 0 | 71,050 |
| SA -STP, ANY AREA | 0 | 0 | 0 | 15,251,053 | 0 | 0 | 0 | 15,251,053 |
| SL -STP, AREAS <= 200K | 0 | 0 | 0 | 3,558,821 | 0 | 0 | 0 | 3,558,821 |
| SU -STP, URBAN AREAS > 200K | 0 | 0 | 0 | 5,995,429 | 0 | 0 | 0 | 5,995,429 |
| ENVIRONMENTAL / MANAGED BY FDOT | | | | | | | | |
| SA -STP, ANY AREA | 137,419 | 0 | 0 | 0 | 0 | 0 | 0 | 137,419 |
| Item 257298 5 Totals: | 17,891,996 | 501,482 | 0 | 28,333,252 | 0 | 0 | 0 | 46,726,730 |

| | | | | | | | | |
|---|------------|-----------|---------|---|---|---|---|------------|
| Item Number: 257298 6 Project Description: CR 578 @ MARINER INT FM SPRINGTIME STREET TO EAST OF MARINER BLVD *NON-SIS* | | | | | | | | |
| LRTP: Objectives 1.8, 3.3 (Pages 6-7 through 6-10); Appendix H | | | | | | | | |
| District: 07 County: HERNANDO Type of Work: INTERSECTION IMPROVEMENT Project Length: .674 | | | | | | | | |
| Extra Description: INTERSECTION OF COUNTY LINE ROAD AND MARINER BLVD | | | | | | | | |
| RIGHT OF WAY / MANAGED BY FDOT | | | | | | | | |
| ACSA -ADVANCE CONSTRUCTION (SA) | 2,549,865 | 0 | 0 | 0 | 0 | 0 | 0 | 2,549,865 |
| ACSL -ADVANCE CONSTRUCTION (SL) | 200,000 | 0 | 0 | 0 | 0 | 0 | 0 | 200,000 |
| DS -STATE PRIMARY HIGHWAYS & PTO | 9 | 0 | 0 | 0 | 0 | 0 | 0 | 9 |
| SA -STP, ANY AREA | 2,775,129 | 0 | 0 | 0 | 0 | 0 | 0 | 2,775,129 |
| SL -STP, AREAS <= 200K | 10,793,697 | 0 | 0 | 0 | 0 | 0 | 0 | 10,793,697 |
| S115 -STP EARMARKS - 2004 | 1,250,000 | 0 | 0 | 0 | 0 | 0 | 0 | 1,250,000 |
| RAILROAD & UTILITIES / MANAGED BY FDOT | | | | | | | | |
| LF -LOCAL FUNDS | 0 | 1,350,000 | 0 | 0 | 0 | 0 | 0 | 1,350,000 |
| CONSTRUCTION / MANAGED BY FDOT | | | | | | | | |
| SA -STP, ANY AREA | 0 | 5,387,156 | 0 | 0 | 0 | 0 | 0 | 5,387,156 |
| SL -STP, AREAS <= 200K | 0 | 3,296,904 | 0 | 0 | 0 | 0 | 0 | 3,296,904 |
| CONTRACT INCENTIVES / MANAGED BY FDOT | | | | | | | | |
| SA -STP, ANY AREA | 0 | 0 | 250,000 | 0 | 0 | 0 | 0 | 250,000 |

| | | | | | | | | |
|---|-------------------|-------------------|----------------|-------------------|----------|----------|----------|--------------------|
| Item Number: 257298 6 Project Description: CR 578 @ MARINER INT FM SPRINGTIME STREET TO EAST OF MARINER BLVD *NON-SIS* (CONTINUED) | | | | | | | | |
| LRTP: Objectives 1.8, 3.3 (Pages 6-7 through 6-10); Appendix H | | | | | | | | |
| District: 07 County: HERNANDO Type of Work: INTERSECTION IMPROVEMENT Project Length: .674 | | | | | | | | |
| Extra Description: INTERSECTION OF COUNTY LINE ROAD AND MARINER BLVD | | | | | | | | |
| ENVIRONMENTAL / MANAGED BY FDOT | | | | | | | | |
| SL -STP, AREAS <= 200K | 8,583 | 0 | 0 | 0 | 0 | 0 | 0 | 8,583 |
| Item 257298 6 Totals: | 17,577,283 | 10,034,060 | 250,000 | 0 | 0 | 0 | 0 | 27,861,343 |
| Project Total: | 87,860,595 | 10,535,542 | 250,000 | 28,333,252 | 0 | 0 | 0 | 126,979,389 |

| | | | | | | | | |
|---|------------------|----------------|----------|----------|----------|----------|----------|------------------|
| Item Number: 405920 3 Project Description: TRAFFIC SIGNAL MAINTENANCE AND OPERATION FOR LOCAL GOVERNMENT *NON-SIS* | | | | | | | | |
| LRTP: Objectives 3.8, 4.1 (Pages 6-9 through 6-10); Appendix H | | | | | | | | |
| District: 07 County: HERNANDO Type of Work: TRAFFIC SIGNALS Project Length: .001 | | | | | | | | |
| OPERATIONS / RESPONSIBLE AGENCY NOT AVAILABLE | | | | | | | | |
| DDR -DISTRICT DEDICATED REVENUE | 1,069,975 | 0 | 0 | 0 | 0 | 0 | 0 | 1,069,975 |
| DITS -STATEWIDE ITS - STATE 100%. | 60,115 | 167,688 | 0 | 0 | 0 | 0 | 0 | 227,803 |
| Item 405920 3 Totals: | 1,130,090 | 167,688 | 0 | 0 | 0 | 0 | 0 | 1,297,778 |
| Project Total: | 1,130,090 | 167,688 | 0 | 0 | 0 | 0 | 0 | 1,297,778 |

| | | | | | | | | |
|--|--------------|----------|----------|----------|----------|----------|----------|--------------|
| Item Number: 411011 1 Project Description: I-75 (SR 93) FROM PASCO/HERNANDO CO/L TO SR 50 *SIS* | | | | | | | | |
| LRTP: Objectives 1.2, 1.4, 1.8, 1.9 (Pages 6-6 through 6-7); Appendix H | | | | | | | | |
| District: 07 County: HERNANDO Type of Work: PD&E/EMO STUDY Project Length: 7.500 | | | | | | | | |
| P D & E / MANAGED BY FDOT | | | | | | | | |
| -TOTAL OUTSIDE YEARS | 2,646 | 0 | 0 | 0 | 0 | 0 | 0 | 2,646 |
| Item 411011 1 Totals: | 2,646 | 0 | 0 | 0 | 0 | 0 | 0 | 2,646 |

| | | | | | | | | | |
|--|-------------------|----------|----------|----------|----------|----------|----------|----------|-------------------|
| Item Number: 411011 2 Project Description: I-75 (SR 93) FROM PASCO/HERNANDO CO/L TO N OF US98/SR50/CORTEZ *SIS* | | | | | | | | | |
| LRTP: Objectives 1.2, 1.4, 1.8, 1.9 (Pages 5-11, 6-6 through 6-7); Appendix H | | | | | | | | | |
| District: 07 County: HERNANDO Type of Work: ADD LANES & RECONSTRUCT Project Length: 8.346 | | | | | | | | | |
| PRELIMINARY ENGINEERING / MANAGED BY FDOT | | | | | | | | | |
| -TOTAL OUTSIDE YEARS | 10,453,256 | 0 | 0 | 0 | 0 | 0 | 0 | 0 | 10,453,256 |
| RIGHT OF WAY / MANAGED BY FDOT | | | | | | | | | |
| -TOTAL OUTSIDE YEARS | 38,526,098 | 0 | 0 | 0 | 0 | 0 | 0 | 0 | 38,526,098 |
| ENVIRONMENTAL / MANAGED BY FDOT | | | | | | | | | |
| -TOTAL OUTSIDE YEARS | 144,494 | 0 | 0 | 0 | 0 | 0 | 0 | 0 | 144,494 |
| Item 411011 2 Totals: | 49,123,848 | 0 | 0 | 0 | 0 | 0 | 0 | 0 | 49,123,848 |

| | | | | | | | | | |
|--|-------------------|----------|----------|----------|----------|----------|----------|----------|-------------------|
| Item Number: 411011 3 Project Description: I-75 (SR 93) FROM PASCO/HERNANDO CO/L TO S OF US98/SR50/CORTEZ *SIS* | | | | | | | | | |
| LRTP: Objectives 1.2, 1.4, 1.8, 1.9 (Pages 5-11, 6-6 through 6-7); Appendix H | | | | | | | | | |
| District: 07 County: HERNANDO Type of Work: ADD LANES & RECONSTRUCT Project Length: 10.778 | | | | | | | | | |
| PRELIMINARY ENGINEERING / MANAGED BY FDOT | | | | | | | | | |
| -TOTAL OUTSIDE YEARS | 267,341 | 0 | 0 | 0 | 0 | 0 | 0 | 0 | 267,341 |
| RAILROAD & UTILITIES / MANAGED BY FDOT | | | | | | | | | |
| -TOTAL OUTSIDE YEARS | 7,600 | 0 | 0 | 0 | 0 | 0 | 0 | 0 | 7,600 |
| ENVIRONMENTAL / MANAGED BY FDOT | | | | | | | | | |
| -TOTAL OUTSIDE YEARS | 1,333,333 | 0 | 0 | 0 | 0 | 0 | 0 | 0 | 1,333,333 |
| DESIGN BUILD / MANAGED BY FDOT | | | | | | | | | |
| -TOTAL OUTSIDE YEARS | 38,457,619 | 0 | 0 | 0 | 0 | 0 | 0 | 0 | 38,457,619 |
| Item 411011 3 Totals: | 40,065,893 | 0 | 0 | 0 | 0 | 0 | 0 | 0 | 40,065,893 |

| | | | | | | | | |
|--|-------------------|----------|----------|----------|----------|----------|----------|-------------------|
| Item Number: 411011 4 Project Description: I-75 (SR 93) FM S OF US98/SR50/CORTEZ TO N OF US98/SR50/CORTEZ *SIS* | | | | | | | | |
| LRTP: Objectives 1.2, 1.4, 1.8, 1.9 (Pages 5-11, 6-6 through 6-7); Appendix H | | | | | | | | |
| District: 07 County: HERNANDO Type of Work: ADD LANES & RECONSTRUCT Project Length: 8.958 | | | | | | | | |
| PRELIMINARY ENGINEERING / MANAGED BY FDOT | | | | | | | | |
| -TOTAL OUTSIDE YEARS | 415,267 | 0 | 0 | 0 | 0 | 0 | 0 | 415,267 |
| RAILROAD & UTILITIES / MANAGED BY FDOT | | | | | | | | |
| -TOTAL OUTSIDE YEARS | 3,814,954 | 0 | 0 | 0 | 0 | 0 | 0 | 3,814,954 |
| ENVIRONMENTAL / MANAGED BY FDOT | | | | | | | | |
| -TOTAL OUTSIDE YEARS | 27,023 | 0 | 0 | 0 | 0 | 0 | 0 | 27,023 |
| DESIGN BUILD / MANAGED BY FDOT | | | | | | | | |
| -TOTAL OUTSIDE YEARS | 78,482,392 | 0 | 0 | 0 | 0 | 0 | 0 | 78,482,392 |
| Item 411011 4 Totals: | 82,739,636 | 0 | 0 | 0 | 0 | 0 | 0 | 82,739,636 |

| | | | | | | | | |
|---|----------------|----------|----------------|----------|----------|----------|----------|----------------|
| Item Number: 411011 7 Project Description: I-75 (SR 93) FROM PASCO/HERNANDO CO/L TO S OF US98/SR50/CORTEZ. *SIS* | | | | | | | | |
| LRTP: Objectives 5.2, 5.5 (Pages 5-11, 6-12 to 6-13); Appendix H | | | | | | | | |
| District: 07 County: HERNANDO Type of Work: LANDSCAPING Project Length: 5.389 | | | | | | | | |
| Extra Description: LANDSCAPE ONLY PROJECT. FUNDS FROM SEGMENT 3 FOR LANDSCAPE ITEMS. | | | | | | | | |
| PRELIMINARY ENGINEERING / MANAGED BY FDOT | | | | | | | | |
| DDR -DISTRICT DEDICATED REVENUE | 1,448 | 0 | 0 | 0 | 0 | 0 | 0 | 1,448 |
| DIH -STATE IN-HOUSE PRODUCT SUPPORT | 1,122 | 0 | 0 | 0 | 0 | 0 | 0 | 1,122 |
| DS -STATE PRIMARY HIGHWAYS & PTO | 269,545 | 0 | 0 | 0 | 0 | 0 | 0 | 269,545 |
| CONSTRUCTION / MANAGED BY FDOT | | | | | | | | |
| DIH -STATE IN-HOUSE PRODUCT SUPPORT | 0 | 0 | 15,126 | 0 | 0 | 0 | 0 | 15,126 |
| DS -STATE PRIMARY HIGHWAYS & PTO | 0 | 0 | 417,501 | 0 | 0 | 0 | 0 | 417,501 |
| Item 411011 7 Totals: | 272,115 | 0 | 432,627 | 0 | 0 | 0 | 0 | 704,742 |

| | | | | | | | | |
|---|--------------------|----------------|----------------|----------------|----------|----------|----------|--------------------|
| Item Number: 411011 8 Project Description: I-75 (SR 93) FM S OF US98/SR50/CORTEZ TO N OF US98/SR50/CORTEZ. *SIS* | | | | | | | | |
| LRTP: Objectives 5.2, 5.5 (Pages 5-11, 6-12 to 6-13); Appendix H | | | | | | | | |
| District: 07 County: HERNANDO Type of Work: LANDSCAPING Project Length: 2.986 | | | | | | | | |
| Extra Description: LANDSCAPE ONLY PROJECT. FUNDS FROM SEGMENT 4 FOR LANDSCAPE ITEMS. | | | | | | | | |
| PRELIMINARY ENGINEERING / MANAGED BY FDOT | | | | | | | | |
| DIH -STATE IN-HOUSE PRODUCT SUPPORT | 1,000 | 0 | 0 | 0 | 0 | 0 | 0 | 1,000 |
| DS -STATE PRIMARY HIGHWAYS & PTO | 170 | 174,000 | 0 | 0 | 0 | 0 | 0 | 174,170 |
| CONSTRUCTION / MANAGED BY FDOT | | | | | | | | |
| DDR -DISTRICT DEDICATED REVENUE | 0 | 0 | 0 | 558,745 | 0 | 0 | 0 | 558,745 |
| DIH -STATE IN-HOUSE PRODUCT SUPPORT | 0 | 0 | 0 | 16,827 | 0 | 0 | 0 | 16,827 |
| DS -STATE PRIMARY HIGHWAYS & PTO | 0 | 0 | 0 | 32,577 | 0 | 0 | 0 | 32,577 |
| Item 411011 8 Totals: | 1,170 | 174,000 | 0 | 608,149 | 0 | 0 | 0 | 783,319 |
| Project Total: | 172,205,308 | 174,000 | 432,627 | 608,149 | 0 | 0 | 0 | 173,420,084 |

| | | | | | | | | |
|--|-------------------|----------|----------|----------|----------|----------|----------|-------------------|
| Item Number: 411012 2 Project Description: I-75 (SR 93) FROM N OF SR 50 TO HERNANDO/SUMTER CO/L *SIS* | | | | | | | | |
| LRTP: Objectives 1.2, 1.4, 1.8, 1.9 (Pages 5-11, 6-6 through 6-7); Appendix H | | | | | | | | |
| District: 07 County: HERNANDO Type of Work: ADD LANES & REHABILITATE PVMNT Project Length: 13.084 | | | | | | | | |
| PRELIMINARY ENGINEERING / MANAGED BY FDOT | | | | | | | | |
| -TOTAL OUTSIDE YEARS | 4,176,639 | 0 | 0 | 0 | 0 | 0 | 0 | 4,176,639 |
| RIGHT OF WAY / MANAGED BY FDOT | | | | | | | | |
| -TOTAL OUTSIDE YEARS | 604,682 | 0 | 0 | 0 | 0 | 0 | 0 | 604,682 |
| ENVIRONMENTAL / MANAGED BY FDOT | | | | | | | | |
| -TOTAL OUTSIDE YEARS | 37,767 | 0 | 0 | 0 | 0 | 0 | 0 | 37,767 |
| DESIGN BUILD / MANAGED BY FDOT | | | | | | | | |
| -TOTAL OUTSIDE YEARS | 23,439,964 | 0 | 0 | 0 | 0 | 0 | 0 | 23,439,964 |
| Item 411012 2 Totals: | 28,259,052 | 0 | 0 | 0 | 0 | 0 | 0 | 28,259,052 |

Item Number: 411012 5 Project Description: I-75 (SR 93) FROM N OF SR 50 TO HERNANDO/SUMTER CO/L. *SIS*

LRTP: Objectives 1.2, 1.4, 1.8, 1.9 (Pages 5-11, 6-6 through 6-7); Appendix H

District: 07 County: HERNANDO Type of Work: LANDSCAPING Project Length: 3.117

Extra Description: LANDSCAPE ONLY PROJECT. FUNDS FROM SEGMENT 2 FOR LANDSCAPE ITEMS.

PRELIMINARY ENGINEERING / MANAGED BY FDOT

| | | | | | | | | |
|-------------------------------------|---------|---|---|---|---|---|---|---------|
| DDR -DISTRICT DEDICATED REVENUE | 802 | 0 | 0 | 0 | 0 | 0 | 0 | 802 |
| DIH -STATE IN-HOUSE PRODUCT SUPPORT | 1,522 | 0 | 0 | 0 | 0 | 0 | 0 | 1,522 |
| DS -STATE PRIMARY HIGHWAYS & PTO | 255,041 | 0 | 0 | 0 | 0 | 0 | 0 | 255,041 |

CONSTRUCTION / MANAGED BY FDOT

| | | | | | | | | |
|-------------------------------------|---|---|---|---------|---|---|---|---------|
| DIH -STATE IN-HOUSE PRODUCT SUPPORT | 0 | 0 | 0 | 8,315 | 0 | 0 | 0 | 8,315 |
| DS -STATE PRIMARY HIGHWAYS & PTO | 0 | 0 | 0 | 292,195 | 0 | 0 | 0 | 292,195 |

| | | | | | | | | |
|------------------------------|----------------|----------|----------|----------------|----------|----------|----------|----------------|
| Item 411012 5 Totals: | 257,365 | 0 | 0 | 300,510 | 0 | 0 | 0 | 557,875 |
|------------------------------|----------------|----------|----------|----------------|----------|----------|----------|----------------|

| | | | | | | | | |
|-----------------------|-------------------|----------|----------|----------------|----------|----------|----------|-------------------|
| Project Total: | 28,516,417 | 0 | 0 | 300,510 | 0 | 0 | 0 | 28,816,927 |
|-----------------------|-------------------|----------|----------|----------------|----------|----------|----------|-------------------|

Item Number: 416732 3 Project Description: SR 50 FROM US 98/MCKETHAN RD TO US 301 *NON-SIS*

LRTP: Objectives 1.2, 1.4, 1.8 (Pages 5-11, 6-6 through 6-7); Appendix H

District: 07 County: HERNANDO Type of Work: ADD LANES & REHABILITATE PVMNT Project Length: 2.616

Extra Description: 2 TO 4 LANES

PRELIMINARY ENGINEERING / MANAGED BY FDOT

| | | | | | | | | |
|-------------------------------------|-----------|---|---|---|---|---|---|-----------|
| ACSA -ADVANCE CONSTRUCTION (SA) | 324,057 | 0 | 0 | 0 | 0 | 0 | 0 | 324,057 |
| ACSL -ADVANCE CONSTRUCTION (SL) | 24,860 | 0 | 0 | 0 | 0 | 0 | 0 | 24,860 |
| DDR -DISTRICT DEDICATED REVENUE | 2,225 | 0 | 0 | 0 | 0 | 0 | 0 | 2,225 |
| DIH -STATE IN-HOUSE PRODUCT SUPPORT | 14,588 | 0 | 0 | 0 | 0 | 0 | 0 | 14,588 |
| DS -STATE PRIMARY HIGHWAYS & PTO | 1,430,724 | 0 | 0 | 0 | 0 | 0 | 0 | 1,430,724 |
| SA -STP, ANY AREA | 1,736,142 | 0 | 0 | 0 | 0 | 0 | 0 | 1,736,142 |
| SL -STP, AREAS <= 200K | 5,073 | 0 | 0 | 0 | 0 | 0 | 0 | 5,073 |

RIGHT OF WAY / MANAGED BY FDOT

| | | | | | | | | |
|-------------------------------------|---|-----------|---|---|---|---|---|-----------|
| DDR -DISTRICT DEDICATED REVENUE | 0 | 2,420,138 | 0 | 0 | 0 | 0 | 0 | 2,420,138 |
| DIH -STATE IN-HOUSE PRODUCT SUPPORT | 0 | 240,000 | 0 | 0 | 0 | 0 | 0 | 240,000 |
| DS -STATE PRIMARY HIGHWAYS & PTO | 0 | 377,362 | 0 | 0 | 0 | 0 | 0 | 377,362 |

Item Number: 416732 3 Project Description: SR 50 FROM US 98/MCKETHAN RD TO US 301 *NON-SIS* (CONTINUED)

LRTP: Objectives 1.2, 1.4, 1.8 (Pages 5-11, 6-6 through 6-7); Appendix H

District: 07 County: HERNANDO Type of Work: ADD LANES & REHABILITATE PVMNT Project Length: 2.616

Extra Description: 2 TO 4 LANES

CONSTRUCTION / MANAGED BY FDOT

| | | | | | | | | |
|--|------------------|------------------|----------|-------------------|----------|----------|----------|-------------------|
| DDR -DISTRICT DEDICATED REVENUE | 0 | 0 | 0 | 22,154,612 | 0 | 0 | 0 | 22,154,612 |
| DIH -STATE IN-HOUSE PRODUCT SUPPORT | 0 | 0 | 0 | 307,703 | 0 | 0 | 0 | 307,703 |
| ENVIRONMENTAL / MANAGED BY FDOT | | | | | | | | |
| SL -STP, AREAS <= 200K | 39,732 | 0 | 0 | 0 | 0 | 0 | 0 | 39,732 |
| Item 416732 3 Totals: | 3,577,401 | 3,037,500 | 0 | 22,462,315 | 0 | 0 | 0 | 29,077,216 |

Item Number: 416732 4 Project Description: SR 50 FM WINDMERE RD/BRONSON BL TO US 98/MCKETHAN RD *NON-SIS*

LRTP: Objectives 1.2, 1.4, 1.8 (Pages 5-11, 6-6 through 6-7); Appendix H

District: 07 County: HERNANDO Type of Work: ADD LANES & REHABILITATE PVMNT Project Length: 3.548

Extra Description: 4 TO 6 LANES

PRELIMINARY ENGINEERING / MANAGED BY FDOT

| | | | | | | | | |
|---------------------------------------|-----------|-----------|-----------|------------|---|---|---|------------|
| ACSA -ADVANCE CONSTRUCTION (SA) | 1,641,090 | 0 | 0 | 0 | 0 | 0 | 0 | 1,641,090 |
| DDR -DISTRICT DEDICATED REVENUE | 233,836 | 0 | 0 | 0 | 0 | 0 | 0 | 233,836 |
| DIH -STATE IN-HOUSE PRODUCT SUPPORT | 16,451 | 0 | 0 | 0 | 0 | 0 | 0 | 16,451 |
| DS -STATE PRIMARY HIGHWAYS & PTO | 21,217 | 0 | 0 | 0 | 0 | 0 | 0 | 21,217 |
| SA -STP, ANY AREA | 1,126,326 | 0 | 0 | 0 | 0 | 0 | 0 | 1,126,326 |
| SL -STP, AREAS <= 200K | 57,014 | 0 | 0 | 0 | 0 | 0 | 0 | 57,014 |
| RIGHT OF WAY / MANAGED BY FDOT | | | | | | | | |
| DDR -DISTRICT DEDICATED REVENUE | 0 | 1,057,851 | 1,038,800 | 0 | 0 | 0 | 0 | 2,096,651 |
| DIH -STATE IN-HOUSE PRODUCT SUPPORT | 20,000 | 140,000 | 0 | 0 | 0 | 0 | 0 | 160,000 |
| DS -STATE PRIMARY HIGHWAYS & PTO | 62,900 | 110,949 | 0 | 0 | 0 | 0 | 0 | 173,849 |
| CONSTRUCTION / MANAGED BY FDOT | | | | | | | | |
| DDR -DISTRICT DEDICATED REVENUE | 0 | 0 | 0 | 18,909,568 | 0 | 0 | 0 | 18,909,568 |
| DIH -STATE IN-HOUSE PRODUCT SUPPORT | 0 | 0 | 0 | 320,100 | 0 | 0 | 0 | 320,100 |
| DS -STATE PRIMARY HIGHWAYS & PTO | 0 | 0 | 0 | 4,263,444 | 0 | 0 | 0 | 4,263,444 |

| | | | | | | | | |
|--|------------------|------------------|------------------|-------------------|----------|----------|----------|-------------------|
| Item Number: 416732 4 Project Description: SR 50 FM WINDMERE RD/BRONSON BL TO US 98/MCKETHAN RD *NON-SIS* (CONTINUED) | | | | | | | | |
| LRTP: Objectives 1.2, 1.4, 1.8 (Pages 5-11, 6-6 through 6-7); Appendix H | | | | | | | | |
| District: 07 County: HERNANDO Type of Work: ADD LANES & REHABILITATE PVMNT Project Length: 3.548 | | | | | | | | |
| Extra Description: 4 TO 6 LANES | | | | | | | | |
| ENVIRONMENTAL / MANAGED BY FDOT | | | | | | | | |
| ACSA -ADVANCE CONSTRUCTION (SA) | 366,061 | 0 | 0 | 0 | 0 | 0 | 0 | 366,061 |
| Item 416732 4 Totals: | 3,544,895 | 1,308,800 | 1,038,800 | 23,493,112 | 0 | 0 | 0 | 29,385,607 |
| Project Total: | 7,122,296 | 4,346,300 | 1,038,800 | 45,955,427 | 0 | 0 | 0 | 58,462,823 |

| | | | | | | | | |
|---|------------------|----------|------------------|----------------|----------|----------|-------------------|-------------------|
| Item Number: 416733 2 Project Description: SR 50 FROM COBB RD TO BROAD ST *SIS* | | | | | | | | |
| LRTP: Objectives 1.2, 1.4, 1.8 (Pages 6-6 through 6-7); Appendix H | | | | | | | | |
| District: 07 County: HERNANDO Type of Work: ADD LANES & RECONSTRUCT Project Length: 1.523 | | | | | | | | |
| Extra Description: 4 TO 6 LANES | | | | | | | | |
| PRELIMINARY ENGINEERING / MANAGED BY FDOT | | | | | | | | |
| DDR -DISTRICT DEDICATED REVENUE | 23,654 | 0 | 0 | 0 | 0 | 0 | 0 | 23,654 |
| DIH -STATE IN-HOUSE PRODUCT SUPPORT | 48,188 | 0 | 0 | 0 | 0 | 0 | 0 | 48,188 |
| DS -STATE PRIMARY HIGHWAYS & PTO | 33,398 | 0 | 0 | 0 | 0 | 0 | 0 | 33,398 |
| GMR -GROWTH MANAGEMENT FOR SIS | 2,417,000 | 0 | 0 | 0 | 0 | 0 | 0 | 2,417,000 |
| RIGHT OF WAY / MANAGED BY FDOT | | | | | | | | |
| DDR -DISTRICT DEDICATED REVENUE | 0 | 0 | 1,126,182 | 855,318 | 0 | 0 | 0 | 1,981,500 |
| DIH -STATE IN-HOUSE PRODUCT SUPPORT | 0 | 0 | 60,000 | 20,000 | 0 | 0 | 0 | 80,000 |
| DS -STATE PRIMARY HIGHWAYS & PTO | 0 | 0 | 2,000 | 0 | 0 | 0 | 0 | 2,000 |
| CONSTRUCTION / MANAGED BY FDOT | | | | | | | | |
| -UNFUNDED | 0 | 0 | 0 | 0 | 0 | 0 | 15,439,684 | 15,439,684 |
| Item 416733 2 Totals: | 2,522,240 | 0 | 1,188,182 | 875,318 | 0 | 0 | 15,439,684 | 20,025,424 |
| Project Total: | 2,522,240 | 0 | 1,188,182 | 875,318 | 0 | 0 | 15,439,684 | 20,025,424 |

Item Number: 416735 1 Project Description: SR 50/SR 50A BYPASS FROM W OF BUCK HOPE ROAD TO E OF JEFFERSON STREET *SIS*

L RTP: Objectives 1.2, 1.4, 1.8 (Pages 6-6 through 6-7); Appendix H

District: 07 County: HERNANDO Type of Work: ADD LANES & REHABILITATE PVMNT Project Length: 2.463

Extra Description: 4 TO 6 LANES

PRELIMINARY ENGINEERING / MANAGED BY FDOT

| | | | | | | | | |
|-------------------------------------|-----------|---|---|---|---|---|---|-----------|
| ACSL -ADVANCE CONSTRUCTION (SL) | 1,969,129 | 0 | 0 | 0 | 0 | 0 | 0 | 1,969,129 |
| DDR -DISTRICT DEDICATED REVENUE | 53,226 | 0 | 0 | 0 | 0 | 0 | 0 | 53,226 |
| DIH -STATE IN-HOUSE PRODUCT SUPPORT | 58,255 | 0 | 0 | 0 | 0 | 0 | 0 | 58,255 |
| DS -STATE PRIMARY HIGHWAYS & PTO | 26,819 | 0 | 0 | 0 | 0 | 0 | 0 | 26,819 |

RIGHT OF WAY / MANAGED BY FDOT

| | | | | | | | | |
|------------------------|---|---|---|---|---|-----------|---|-----------|
| SL -STP, AREAS <= 200K | 0 | 0 | 0 | 0 | 0 | 3,259,200 | 0 | 3,259,200 |
|------------------------|---|---|---|---|---|-----------|---|-----------|

ENVIRONMENTAL / MANAGED BY FDOT

| | | | | | | | | |
|---------------------------------|--------|---|---|---|---|---|---|--------|
| DDR -DISTRICT DEDICATED REVENUE | 16,944 | 0 | 0 | 0 | 0 | 0 | 0 | 16,944 |
|---------------------------------|--------|---|---|---|---|---|---|--------|

| | | | | | | | | |
|------------------------------|------------------|----------|----------|----------|----------|------------------|----------|------------------|
| Item 416735 1 Totals: | 2,124,373 | 0 | 0 | 0 | 0 | 3,259,200 | 0 | 5,383,573 |
|------------------------------|------------------|----------|----------|----------|----------|------------------|----------|------------------|

| | | | | | | | | |
|-----------------------|------------------|----------|----------|----------|----------|------------------|----------|------------------|
| Project Total: | 2,124,373 | 0 | 0 | 0 | 0 | 3,259,200 | 0 | 5,383,573 |
|-----------------------|------------------|----------|----------|----------|----------|------------------|----------|------------------|

Item Number: 427996 1 Project Description: SHOAL LINE BLVD N FROM ROGERS PARK TO RICHARDS DRIVE *NON-SIS*

L RTP: Objectives 2.3, 3.4, 3.5 (Pages 6-8 through 6-9); Appendix D-2

District: 07 County: HERNANDO Type of Work: SIDEWALK Project Length: .000

PRELIMINARY ENGINEERING / MANAGED BY FDOT

| | | | | | | | | |
|----------------------|-------|---|---|---|---|---|---|-------|
| -TOTAL OUTSIDE YEARS | 3,322 | 0 | 0 | 0 | 0 | 0 | 0 | 3,322 |
|----------------------|-------|---|---|---|---|---|---|-------|

PRELIMINARY ENGINEERING / MANAGED BY HERNANDO COUNTY BOARD OF COUNTY

| | | | | | | | | |
|----------------------|--------|---|---|---|---|---|---|--------|
| -TOTAL OUTSIDE YEARS | 79,951 | 0 | 0 | 0 | 0 | 0 | 0 | 79,951 |
|----------------------|--------|---|---|---|---|---|---|--------|

CONSTRUCTION / MANAGED BY FDOT

| | | | | | | | | |
|----------------------|--------|---|---|---|---|---|---|--------|
| -TOTAL OUTSIDE YEARS | 10,728 | 0 | 0 | 0 | 0 | 0 | 0 | 10,728 |
|----------------------|--------|---|---|---|---|---|---|--------|

CONSTRUCTION / MANAGED BY HERNANDO COUNTY BOARD OF COUNTY

| | | | | | | | | |
|----------------------|---------|---|---|---|---|---|---|---------|
| -TOTAL OUTSIDE YEARS | 349,455 | 0 | 0 | 0 | 0 | 0 | 0 | 349,455 |
|----------------------|---------|---|---|---|---|---|---|---------|

| | | | | | | | | |
|------------------------------|----------------|----------|----------|----------|----------|----------|----------|----------------|
| Item 427996 1 Totals: | 443,456 | 0 | 0 | 0 | 0 | 0 | 0 | 443,456 |
|------------------------------|----------------|----------|----------|----------|----------|----------|----------|----------------|

| | | | | | | | | |
|---|----------------|----------|----------|----------|----------|----------|----------|----------------|
| Item Number: 427996 2 Project Description: GOOD NEIGHBOR TRAIL FROM MONDON HILL RD TO WEATHERLY RD *NON-SIS* | | | | | | | | |
| LRTP: Objectives 2.3, 3.4, 3.5 (Pages 6-8 through 6-9); Appendix D-2 | | | | | | | | |
| District: 07 County: HERNANDO Type of Work: BIKE PATH/TRAIL Project Length: .000 | | | | | | | | |
| CONSTRUCTION / RESPONSIBLE AGENCY NOT AVAILABLE | | | | | | | | |
| -TOTAL OUTSIDE YEARS | 432,087 | 0 | 0 | 0 | 0 | 0 | 0 | 432,087 |
| Item 427996 2 Totals: | 432,087 | 0 | 0 | 0 | 0 | 0 | 0 | 432,087 |

| | | | | | | | | |
|--|----------|----------------|------------------|----------|----------|----------|----------|------------------|
| Item Number: 427996 3 Project Description: POWELL RD FROM SPRING PARK WAY TO W OF CALIFORNIA ST *NON-SIS* | | | | | | | | |
| LRTP: Objectives 2.3, 3.4, 3.5 (Pages 6-8 through 6-9); Appendix D-2 | | | | | | | | |
| District: 07 County: HERNANDO Type of Work: SIDEWALK Project Length: .790 | | | | | | | | |
| Extra Description: DESIGN AND CONSTRUCT 5' SIDEWALK | | | | | | | | |
| PRELIMINARY ENGINEERING / MANAGED BY HERNANDO COUNTY BOARD OF COUNTY | | | | | | | | |
| TALT -TRANSPORTATION ALTS- ANY AREA | 0 | 230,269 | 0 | 0 | 0 | 0 | 0 | 230,269 |
| CONSTRUCTION / MANAGED BY HERNANDO COUNTY BOARD OF COUNTY | | | | | | | | |
| TALL -TRANSPORTATION ALTS- <200K | 0 | 0 | 355,517 | 0 | 0 | 0 | 0 | 355,517 |
| TALT -TRANSPORTATION ALTS- ANY AREA | 0 | 0 | 1,060,830 | 0 | 0 | 0 | 0 | 1,060,830 |
| Item 427996 3 Totals: | 0 | 230,269 | 1,416,347 | 0 | 0 | 0 | 0 | 1,646,616 |

| | | | | | | | | |
|---|----------------|----------|----------|----------|----------|----------|----------|----------------|
| Item Number: 427996 4 Project Description: OSOWAW BLVD FROM SHOAL LINE BLVD TO TARPON BLVD *NON-SIS* | | | | | | | | |
| LRTP: Objectives 2.3, 3.4, 3.5 (Pages 6-8 through 6-9); Appendix D-2 | | | | | | | | |
| District: 07 County: HERNANDO Type of Work: BIKE LANE/SIDEWALK Project Length: 2.950 | | | | | | | | |
| PRELIMINARY ENGINEERING / MANAGED BY FDOT | | | | | | | | |
| -TOTAL OUTSIDE YEARS | 1,738 | 0 | 0 | 0 | 0 | 0 | 0 | 1,738 |
| PRELIMINARY ENGINEERING / MANAGED BY HERNANDO COUNTY BOARD OF COUNTY | | | | | | | | |
| -TOTAL OUTSIDE YEARS | 56,420 | 0 | 0 | 0 | 0 | 0 | 0 | 56,420 |
| CONSTRUCTION / MANAGED BY FDOT | | | | | | | | |
| -TOTAL OUTSIDE YEARS | 12,511 | 0 | 0 | 0 | 0 | 0 | 0 | 12,511 |
| CONSTRUCTION / MANAGED BY HERNANDO COUNTY BOARD OF COUNTY | | | | | | | | |
| -TOTAL OUTSIDE YEARS | 685,850 | 0 | 0 | 0 | 0 | 0 | 0 | 685,850 |
| Item 427996 4 Totals: | 756,519 | 0 | 0 | 0 | 0 | 0 | 0 | 756,519 |

| | | | | | | | | | |
|---|------------------|----------------|------------------|----------|----------|----------|----------|----------|------------------|
| Item Number: 427996 5 Project Description: SHOAL LINE BLVD FROM JEWFISH DRIVE TO OSOWAW BLVD *NON-SIS* | | | | | | | | | |
| LRTP: Objectives 2.3, 3.4, 3.5 (Pages 6-8 through 6-9); Appendix D-2 | | | | | | | | | |
| District: 07 County: HERNANDO Type of Work: BIKE LANE/SIDEWALK Project Length: 2.500 | | | | | | | | | |
| PRELIMINARY ENGINEERING / MANAGED BY FDOT | | | | | | | | | |
| -TOTAL OUTSIDE YEARS | 3,743 | 0 | 0 | 0 | 0 | 0 | 0 | 0 | 3,743 |
| PRELIMINARY ENGINEERING / MANAGED BY HERNANDO COUNTY BOARD OF COUNTY | | | | | | | | | |
| -TOTAL OUTSIDE YEARS | 60,176 | 0 | 0 | 0 | 0 | 0 | 0 | 0 | 60,176 |
| CONSTRUCTION / MANAGED BY FDOT | | | | | | | | | |
| -TOTAL OUTSIDE YEARS | 12,695 | 0 | 0 | 0 | 0 | 0 | 0 | 0 | 12,695 |
| CONSTRUCTION / MANAGED BY HERNANDO COUNTY BOARD OF COUNTY | | | | | | | | | |
| -TOTAL OUTSIDE YEARS | 669,766 | 0 | 0 | 0 | 0 | 0 | 0 | 0 | 669,766 |
| Item 427996 5 Totals: | 746,380 | 0 | 0 | 0 | 0 | 0 | 0 | 0 | 746,380 |
| Project Total: | 2,378,442 | 230,269 | 1,416,347 | 0 | 0 | 0 | 0 | 0 | 4,025,058 |

| | | | | | | | | | |
|---|------------------|----------|----------|----------|----------|----------|----------|----------|------------------|
| Item Number: 430051 1 Project Description: SR 50 FROM BROOKSVILLE BYPASS TO I-75 *SIS* | | | | | | | | | |
| LRTP: Objectives 1.5, 1.6, 1.7 (Pages 6-6 through 6-7); Appendix H | | | | | | | | | |
| District: 07 County: HERNANDO Type of Work: PD&E/EMO STUDY Project Length: 8.221 | | | | | | | | | |
| P D & E / MANAGED BY FDOT | | | | | | | | | |
| -TOTAL OUTSIDE YEARS | 1,022,669 | 0 | 0 | 0 | 0 | 0 | 0 | 0 | 1,022,669 |
| Item 430051 1 Totals: | 1,022,669 | 0 | 0 | 0 | 0 | 0 | 0 | 0 | 1,022,669 |

| | | | | | | | | |
|---|------------------|----------|------------------|----------|------------------|----------|----------|------------------|
| Item Number: 430051 2 Project Description: SR 50 FROM LOCKHART RD TO E OF REMINGTON RD *SIS* | | | | | | | | |
| LRTP: Objectives 1.2, 1.5, 1.6 (Pages 6-6 through 6-7); Appendix H | | | | | | | | |
| District: 07 County: HERNANDO Type of Work: ADD LANES & RECONSTRUCT Project Length: .355 | | | | | | | | |
| Extra Description: 4 TO 6 LANES | | | | | | | | |
| PRELIMINARY ENGINEERING / MANAGED BY FDOT | | | | | | | | |
| ACNP -ADVANCE CONSTRUCTION NHPP | 836,565 | 0 | 0 | 0 | 0 | 0 | 0 | 836,565 |
| DDR -DISTRICT DEDICATED REVENUE | 92,256 | 0 | 0 | 0 | 0 | 0 | 0 | 92,256 |
| DIH -STATE IN-HOUSE PRODUCT SUPPORT | 36,357 | 0 | 0 | 0 | 0 | 0 | 0 | 36,357 |
| DS -STATE PRIMARY HIGHWAYS & PTO | 21,286 | 0 | 0 | 0 | 0 | 0 | 0 | 21,286 |
| RIGHT OF WAY / MANAGED BY FDOT | | | | | | | | |
| SA -STP, ANY AREA | 0 | 0 | 1,284,800 | 0 | 0 | 0 | 0 | 1,284,800 |
| CONSTRUCTION / MANAGED BY FDOT | | | | | | | | |
| DDR -DISTRICT DEDICATED REVENUE | 0 | 0 | 0 | 0 | 86,901 | 0 | 0 | 86,901 |
| SA -STP, ANY AREA | 0 | 0 | 0 | 0 | 1,284,037 | 0 | 0 | 1,284,037 |
| SL -STP, AREAS <= 200K | 0 | 0 | 0 | 0 | 3,560,455 | 0 | 0 | 3,560,455 |
| Item 430051 2 Totals: | 986,464 | 0 | 1,284,800 | 0 | 4,931,393 | 0 | 0 | 7,202,657 |
| Project Total: | 2,009,133 | 0 | 1,284,800 | 0 | 4,931,393 | 0 | 0 | 8,225,326 |

| | | | | | | | | |
|--|---------------|----------------|----------|----------|----------|----------|----------|----------------|
| Item Number: 430583 1 Project Description: CR 597/SHOAL LN BL N FROM RICHARD DR TO CR 550 (CORTEZ BLVD) *NON-SIS* | | | | | | | | |
| LRTP: Objectives 2.3, 3.4, 3.5 (Pages 6-8 through 6-9); Appendix D-2 | | | | | | | | |
| District: 07 County: HERNANDO Type of Work: SIDEWALK Project Length: .640 | | | | | | | | |
| Extra Description: CONSTRUCT 5'SIDEWALK AND INTERCONNECTION OF SIDEWALKS | | | | | | | | |
| PRELIMINARY ENGINEERING / MANAGED BY FDOT | | | | | | | | |
| TALT -TRANSPORTATION ALTS- ANY AREA | 905 | 0 | 0 | 0 | 0 | 0 | 0 | 905 |
| PRELIMINARY ENGINEERING / MANAGED BY HERNANDO COUNTY BOARD OF COUNTY | | | | | | | | |
| TALT -TRANSPORTATION ALTS- ANY AREA | 58,095 | 0 | 0 | 0 | 0 | 0 | 0 | 58,095 |
| CONSTRUCTION / MANAGED BY HERNANDO COUNTY BOARD OF COUNTY | | | | | | | | |
| SA -STP, ANY AREA | 0 | 9,935 | 0 | 0 | 0 | 0 | 0 | 9,935 |
| TALL -TRANSPORTATION ALTS- <200K | 0 | 118,489 | 0 | 0 | 0 | 0 | 0 | 118,489 |
| TALT -TRANSPORTATION ALTS- ANY AREA | 0 | 71,061 | 0 | 0 | 0 | 0 | 0 | 71,061 |
| Item 430583 1 Totals: | 59,000 | 199,485 | 0 | 0 | 0 | 0 | 0 | 258,485 |
| Project Total: | 59,000 | 199,485 | 0 | 0 | 0 | 0 | 0 | 258,485 |

| | | | | | | | | |
|--|----------------|------------------|----------|----------|----------|----------|----------|------------------|
| Item Number: 430708 1 Project Description: SR 50/CORTEZ BLVD FR E CR445/MAIN ST/MITCHELL TO W OF OXLEY RD *SIS* | | | | | | | | |
| LRTP: Objectives 1.2, 1.5, 1.7 (Pages 6-6 through 6-7); Appendix H | | | | | | | | |
| District: 07 County: HERNANDO Type of Work: RAILROAD CROSSING Project Length: .176 | | | | | | | | |
| Extra Description: CSX; (624906-G) | | | | | | | | |
| PRELIMINARY ENGINEERING / MANAGED BY FDOT | | | | | | | | |
| DDR -DISTRICT DEDICATED REVENUE | 241,990 | 0 | 0 | 0 | 0 | 0 | 0 | 241,990 |
| DIH -STATE IN-HOUSE PRODUCT SUPPORT | 3,000 | 0 | 0 | 0 | 0 | 0 | 0 | 3,000 |
| DS -STATE PRIMARY HIGHWAYS & PTO | 325,489 | 0 | 0 | 0 | 0 | 0 | 0 | 325,489 |
| RAILROAD & UTILITIES / MANAGED BY FDOT | | | | | | | | |
| DDR -DISTRICT DEDICATED REVENUE | 370,000 | 0 | 0 | 0 | 0 | 0 | 0 | 370,000 |
| CONSTRUCTION / MANAGED BY FDOT | | | | | | | | |
| DDR -DISTRICT DEDICATED REVENUE | 0 | 1,189,575 | 0 | 0 | 0 | 0 | 0 | 1,189,575 |
| DIH -STATE IN-HOUSE PRODUCT SUPPORT | 0 | 11,973 | 0 | 0 | 0 | 0 | 0 | 11,973 |
| Item 430708 1 Totals: | 940,479 | 1,201,548 | 0 | 0 | 0 | 0 | 0 | 2,142,027 |
| Project Total: | 940,479 | 1,201,548 | 0 | 0 | 0 | 0 | 0 | 2,142,027 |

| | | | | | | | | |
|--|---------|--------|---|---|---|---|---|---------|
| LRTP: Objectives 3.7, 4.2 (Pages 6-9 through 6-11); Appendix H | | | | | | | | |
| District: 07 County: HERNANDO Type of Work: RESURFACING Project Length: .333 | | | | | | | | |
| Extra Description: 4 LANES | | | | | | | | |
| PRELIMINARY ENGINEERING / MANAGED BY FDOT | | | | | | | | |
| DDR -DISTRICT DEDICATED REVENUE | 652,531 | 0 | 0 | 0 | 0 | 0 | 0 | 652,531 |
| | | | 0 | 0 | 0 | 0 | 0 | |
| DS -STATE PRIMARY HIGHWAYS & PTO | 3,987 | 0 | 0 | 0 | 0 | 0 | 0 | 3,987 |
| CONSTRUCTION / MANAGED BY FDOT | | | | | | | | |
| | 0 | | 0 | 0 | 0 | 0 | 0 | |
| DIH -STATE IN-HOUSE PRODUCT SUPPORT | 0 | 20,033 | 0 | 0 | 0 | 0 | 0 | 20,033 |
| | 0 | | 0 | 0 | 0 | 0 | 0 | |
| | 0 | | 0 | 0 | 0 | 0 | 0 | |

LRTP: Objectives 3.7, 4.2 (Pages 6-9 through 6-11); Appendix H

District: 07 County: HERNANDO Type of Work: RESURFACING Project Length: .333

Extra Description: 4 LANES

ENVIRONMENTAL / MANAGED BY FDOT

| | | | | | | | | |
|------------------------------|--|--|----------|----------|----------|----------|----------|----------|
| | | | 0 | 0 | 0 | 0 | 0 | 0 |
| Item 432697 1 Totals: | | | 0 | 0 | 0 | 0 | 0 | 0 |
| Project Total: | | | 0 | 0 | 0 | 0 | 0 | 0 |

LRTP: Objectives 3.7, 4.2 (Pages 6-9 through 6-11); Appendix H

District: 07 County: HERNANDO Type of Work: RESURFACING Project Length: 3.428

Extra Description: 6 LANES

PRELIMINARY ENGINEERING / MANAGED BY FDOT

| | | | | | | | | |
|--|--|--|---|---|---|---|---|---|
| | | | 0 | 0 | 0 | 0 | 0 | 0 |
| | | | 0 | 0 | 0 | 0 | 0 | 0 |
| | | | 0 | 0 | 0 | 0 | 0 | 0 |

| | | | | | | | | |
|------------------------------------|---|---------|---|---|---|---|---|---------|
| | 0 | | 0 | 0 | 0 | 0 | 0 | 0 |
| HSP -SAFETY (HIWAY SAFETY PROGRAM) | 0 | 513,935 | 0 | 0 | 0 | 0 | 0 | 513,935 |
| | 0 | | 0 | 0 | 0 | 0 | 0 | 0 |

ENVIRONMENTAL / MANAGED BY FDOT

DS -STATE PRIMARY HIGHWAYS & PTO

| | | | | | | | | |
|------------------------------|--|--|----------|----------|----------|----------|----------|----------|
| | | | 0 | 0 | 0 | 0 | 0 | 0 |
| Item 432720 1 Totals: | | | 0 | 0 | 0 | 0 | 0 | 0 |
| Project Total: | | | 0 | 0 | 0 | 0 | 0 | 0 |

| | | | | | | | | |
|--|---------------|----------|----------------|----------|----------|----------|----------|----------------|
| Item Number: 433695 1 Project Description: DELTONA BLVD FROM S OF FOUNDER RD TO PHILATELIC DR *NON-SIS* | | | | | | | | |
| LRTP: Objectives 2.3, 3.4, 3.5 (Pages 6-8 through 6-9); Appendix D-2 | | | | | | | | |
| District: 07 County: HERNANDO Type of Work: SIDEWALK Project Length: 1.867 | | | | | | | | |
| Extra Description: CONSTRUCT 5' SIDEWALK ALONG THE EAST SIDE OF DELTONA BLVD | | | | | | | | |
| PRELIMINARY ENGINEERING / MANAGED BY HERNANDO COUNTY BOARD OF COUNTY | | | | | | | | |
| TALT -TRANSPORTATION ALTS- ANY AREA | 72,264 | 0 | 0 | 0 | 0 | 0 | 0 | 72,264 |
| CONSTRUCTION / MANAGED BY HERNANDO COUNTY BOARD OF COUNTY | | | | | | | | |
| TALT -TRANSPORTATION ALTS- ANY AREA | 0 | 0 | 436,135 | 0 | 0 | 0 | 0 | 436,135 |
| Item 433695 1 Totals: | 72,264 | 0 | 436,135 | 0 | 0 | 0 | 0 | 508,399 |
| Project Total: | 72,264 | 0 | 436,135 | 0 | 0 | 0 | 0 | 508,399 |

| | | | | | | | | |
|--|----------|----------|--------------|---------------|----------|----------------|----------|----------------|
| Item Number: 433714 1 Project Description: LINDEN DR FROM CORONADO DR TO SPRING HILL DR *NON-SIS* | | | | | | | | |
| LRTP: Objectives 2.3, 3.4, 3.5 (Pages 6-8 through 6-9); Appendix D-2 | | | | | | | | |
| District: 07 County: HERNANDO Type of Work: SIDEWALK Project Length: .953 | | | | | | | | |
| Extra Description: DESIGN AND CONSTRUCT 5' SIDEWALK | | | | | | | | |
| PRELIMINARY ENGINEERING / MANAGED BY HERNANDO COUNTY BOARD OF COUNTY | | | | | | | | |
| TALT -TRANSPORTATION ALTS- ANY AREA | 0 | 0 | 1,000 | 45,000 | 0 | 0 | 0 | 46,000 |
| CONSTRUCTION / MANAGED BY HERNANDO COUNTY BOARD OF COUNTY | | | | | | | | |
| TALL -TRANSPORTATION ALTS- <200K | 0 | 0 | 0 | 0 | 0 | 329,249 | 0 | 329,249 |
| TALT -TRANSPORTATION ALTS- ANY AREA | 0 | 0 | 0 | 0 | 0 | 15,686 | 0 | 15,686 |
| Item 433714 1 Totals: | 0 | 0 | 1,000 | 45,000 | 0 | 344,935 | 0 | 390,935 |
| Project Total: | 0 | 0 | 1,000 | 45,000 | 0 | 344,935 | 0 | 390,935 |

| | | | | | | | | |
|---|---|---|---------|---|---|---|---|---------|
| Item Number: 433863 1 Project Description: US 98 (SR 700) FM N OF OAKDALE AVE TO N OF MANECKE RD *NON-SIS* | | | | | | | | |
| LRTP: Objectives 1.2, 1.5, 1.7 (Pages 6-6 through 6-7); Appendix H | | | | | | | | |
| District: 07 County: HERNANDO Type of Work: RAILROAD CROSSING Project Length: .104 | | | | | | | | |
| Extra Description: REPLACE RR CROSSING SURFACE @ NGCN: 624893H (SR LINE) | | | | | | | | |
| PRELIMINARY ENGINEERING / MANAGED BY FDOT | | | | | | | | |
| DIH -STATE IN-HOUSE PRODUCT SUPPORT | 0 | 0 | 1,000 | 0 | 0 | 0 | 0 | 1,000 |
| DS -STATE PRIMARY HIGHWAYS & PTO | 0 | 0 | 206,000 | 0 | 0 | 0 | 0 | 206,000 |
| RAILROAD & UTILITIES / MANAGED BY FDOT | | | | | | | | |
| DDR -DISTRICT DEDICATED REVENUE | 0 | 0 | 220,000 | 0 | 0 | 0 | 0 | 220,000 |

| | | | | | | | | |
|---|----------|----------|----------------|----------------|----------|----------|----------|----------------|
| Item Number: 433863 1 Project Description: US 98 (SR 700) FM N OF OAKDALE AVE TO N OF MANECKE RD *NON-SIS* (CONTINUED) | | | | | | | | |
| LRTP: Objectives 1.2, 1.5, 1.7 (Pages 6-6 through 6-7); Appendix H | | | | | | | | |
| District: 07 County: HERNANDO Type of Work: RAILROAD CROSSING Project Length: .104 | | | | | | | | |
| Extra Description: REPLACE RR CROSSING SURFACE @ NGCN: 624893H (SR LINE) | | | | | | | | |
| CONSTRUCTION / MANAGED BY FDOT | | | | | | | | |
| DDR -DISTRICT DEDICATED REVENUE | 0 | 0 | 0 | 136,662 | 0 | 0 | 0 | 136,662 |
| DIH -STATE IN-HOUSE PRODUCT SUPPORT | 0 | 0 | 0 | 17,131 | 0 | 0 | 0 | 17,131 |
| Item 433863 1 Totals: | 0 | 0 | 427,000 | 153,793 | 0 | 0 | 0 | 580,793 |
| Project Total: | 0 | 0 | 427,000 | 153,793 | 0 | 0 | 0 | 580,793 |

| | | | | | | | | |
|--|----------|----------|----------------|----------------|----------|----------|----------|----------------|
| Item Number: 433864 1 Project Description: US 41 (JEFFERSON ST) FM E OF GARY ST TO E OF N MILDRED AVE *NON-SIS* | | | | | | | | |
| LRTP: Objectives 1.2, 1.5, 1.7 (Pages 6-6 through 6-7); Appendix H | | | | | | | | |
| District: 07 County: HERNANDO Type of Work: RAILROAD CROSSING Project Length: .104 | | | | | | | | |
| Extra Description: REPLACE RR SURFACE @ NGCN: 624896D | | | | | | | | |
| PRELIMINARY ENGINEERING / MANAGED BY FDOT | | | | | | | | |
| DIH -STATE IN-HOUSE PRODUCT SUPPORT | 0 | 0 | 1,000 | 0 | 0 | 0 | 0 | 1,000 |
| DS -STATE PRIMARY HIGHWAYS & PTO | 0 | 0 | 211,000 | 0 | 0 | 0 | 0 | 211,000 |
| RAILROAD & UTILITIES / MANAGED BY FDOT | | | | | | | | |
| DDR -DISTRICT DEDICATED REVENUE | 0 | 0 | 220,000 | 0 | 0 | 0 | 0 | 220,000 |
| CONSTRUCTION / MANAGED BY FDOT | | | | | | | | |
| DDR -DISTRICT DEDICATED REVENUE | 0 | 0 | 0 | 149,298 | 0 | 0 | 0 | 149,298 |
| DIH -STATE IN-HOUSE PRODUCT SUPPORT | 0 | 0 | 0 | 17,861 | 0 | 0 | 0 | 17,861 |
| Item 433864 1 Totals: | 0 | 0 | 432,000 | 167,159 | 0 | 0 | 0 | 599,159 |
| Project Total: | 0 | 0 | 432,000 | 167,159 | 0 | 0 | 0 | 599,159 |

| | | | | | | | | |
|---|----------|----------------|----------|----------|----------|----------|----------|----------------|
| Item Number: 434309 1 Project Description: SPRING HILL ELEMENTARY SCHOOL VARIOUS LOCATIONS *NON-SIS* | | | | | | | | |
| LRTP: Objectives 2.3, 3.4, 3.5 (Pages 6-8 through 6-9); Appendix D-2 | | | | | | | | |
| District: 07 County: HERNANDO Type of Work: SIDEWALK Project Length: .000 | | | | | | | | |
| Extra Description: CONSTRUCT SIDEWALK IN THE VICINITY OF SPRING HILL ELEMENTARY | | | | | | | | |
| CONSTRUCTION / MANAGED BY HERNANDO COUNTY BOARD OF COUNTY | | | | | | | | |
| SR2T -SAFE ROUTES - TRANSFER | 0 | 480,935 | 0 | 0 | 0 | 0 | 0 | 480,935 |
| Item 434309 1 Totals: | 0 | 480,935 | 0 | 0 | 0 | 0 | 0 | 480,935 |
| Project Total: | 0 | 480,935 | 0 | 0 | 0 | 0 | 0 | 480,935 |

| | | | | | | | | |
|--|---------------|----------|----------------|----------|----------|----------|----------|----------------|
| Item Number: 434499 1 Project Description: QUALITY DR/MED BLVD FM MARINER TO FARNSWORTH FM QUALITY DR TO CR 578 *NON-SIS* | | | | | | | | |
| LRTP: Objectives 2.3, 3.4, 3.5 (Pages 6-8 through 6-9); Appendix D-2 | | | | | | | | |
| District: 07 County: HERNANDO Type of Work: SIDEWALK Project Length: 1.186 | | | | | | | | |
| Extra Description: CONSTRUCT 5' SIDEWALK | | | | | | | | |
| PRELIMINARY ENGINEERING / MANAGED BY HERNANDO COUNTY BOARD OF COUNTY | | | | | | | | |
| TALL -TRANSPORTATION ALTS- <200K | 1,000 | 0 | 0 | 0 | 0 | 0 | 0 | 1,000 |
| TALT -TRANSPORTATION ALTS- ANY AREA | 57,128 | 0 | 0 | 0 | 0 | 0 | 0 | 57,128 |
| CONSTRUCTION / MANAGED BY HERNANDO COUNTY BOARD OF COUNTY | | | | | | | | |
| TALL -TRANSPORTATION ALTS- <200K | 0 | 0 | 2,865 | 0 | 0 | 0 | 0 | 2,865 |
| TALT -TRANSPORTATION ALTS- ANY AREA | 0 | 0 | 376,870 | 0 | 0 | 0 | 0 | 376,870 |
| Item 434499 1 Totals: | 58,128 | 0 | 379,735 | 0 | 0 | 0 | 0 | 437,863 |
| Project Total: | 58,128 | 0 | 379,735 | 0 | 0 | 0 | 0 | 437,863 |

| | | | | | | | | |
|---|----------------|----------|----------|----------------|----------|----------|----------|----------------|
| Item Number: 436480 1 Project Description: US 98/SR 700/PONCE DE LEON BLVD FROM BROAD ST TO WARD AVE *NON-SIS* | | | | | | | | |
| LRTP: Objectives 3.7, 4.2 (Pages 6-9 through 6-11); Appendix H | | | | | | | | |
| District: 07 County: HERNANDO Type of Work: RESURFACING Project Length: .533 | | | | | | | | |
| Extra Description: 2 LANES | | | | | | | | |
| PRELIMINARY ENGINEERING / MANAGED BY FDOT | | | | | | | | |
| DIH -STATE IN-HOUSE PRODUCT SUPPORT | 35,730 | 0 | 0 | 0 | 0 | 0 | 0 | 35,730 |
| DS -STATE PRIMARY HIGHWAYS & PTO | 163,369 | 0 | 0 | 0 | 0 | 0 | 0 | 163,369 |
| CONSTRUCTION / MANAGED BY FDOT | | | | | | | | |
| DIH -STATE IN-HOUSE PRODUCT SUPPORT | 0 | 0 | 0 | 67,639 | 0 | 0 | 0 | 67,639 |
| DS -STATE PRIMARY HIGHWAYS & PTO | 0 | 0 | 0 | 497,754 | 0 | 0 | 0 | 497,754 |
| Item 436480 1 Totals: | 199,099 | 0 | 0 | 565,393 | 0 | 0 | 0 | 764,492 |
| Project Total: | 199,099 | 0 | 0 | 565,393 | 0 | 0 | 0 | 764,492 |

| | | | | | | | | |
|---|----------|---------------|----------|----------|----------|----------------|----------|----------------|
| Item Number: 436708 1 Project Description: DELTONA FROM SPRING HILL DR TO BEGONIA ST *NON-SIS* | | | | | | | | |
| LRTP: Objectives 2.3, 3.4, 3.5 (Pages 6-8 through 6-9); Appendix D-2 | | | | | | | | |
| District: 07 County: HERNANDO Type of Work: SIDEWALK Project Length: .634 | | | | | | | | |
| Extra Description: DESIGN AND CONSTRUCT 5' SIDEWALKS | | | | | | | | |
| PRELIMINARY ENGINEERING / MANAGED BY HERNANDO COUNTY BOARD OF COUNTY | | | | | | | | |
| SR2T -SAFE ROUTES - TRANSFER | 0 | 72,265 | 0 | 0 | 0 | 0 | 0 | 72,265 |
| CONSTRUCTION / MANAGED BY HERNANDO COUNTY BOARD OF COUNTY | | | | | | | | |
| TALL -TRANSPORTATION ALTS- <200K | 0 | 0 | 0 | 0 | 0 | 10,935 | 0 | 10,935 |
| TALT -TRANSPORTATION ALTS- ANY AREA | 0 | 0 | 0 | 0 | 0 | 382,140 | 0 | 382,140 |
| Item 436708 1 Totals: | 0 | 72,265 | 0 | 0 | 0 | 393,075 | 0 | 465,340 |
| Project Total: | 0 | 72,265 | 0 | 0 | 0 | 393,075 | 0 | 465,340 |

| | | | | | | | | |
|---|----------|---------------|----------|----------|----------------|----------|----------|----------------|
| Item Number: 436709 1 Project Description: WESTSIDE ELEMENTARY *NON-SIS* | | | | | | | | |
| LRTP: Objectives 2.3, 3.4, 3.5 (Pages 6-8 through 6-9); Appendix D-2 | | | | | | | | |
| District: 07 County: HERNANDO Type of Work: SIDEWALK Project Length: .000 | | | | | | | | |
| Extra Description: DESIGN AND CONSTRUCT 5'SIDEWALKS | | | | | | | | |
| PRELIMINARY ENGINEERING / MANAGED BY HERNANDO COUNTY BOARD OF COUNTY | | | | | | | | |
| SR2T -SAFE ROUTES - TRANSFER | 0 | 65,479 | 0 | 0 | 0 | 0 | 0 | 65,479 |
| CONSTRUCTION / MANAGED BY HERNANDO COUNTY BOARD OF COUNTY | | | | | | | | |
| TALT -TRANSPORTATION ALTS- ANY AREA | 0 | 0 | 0 | 0 | 279,775 | 0 | 0 | 279,775 |
| Item 436709 1 Totals: | 0 | 65,479 | 0 | 0 | 279,775 | 0 | 0 | 345,254 |
| Project Total: | 0 | 65,479 | 0 | 0 | 279,775 | 0 | 0 | 345,254 |

| | | | | | | | | |
|--|----------|---------------|----------|----------------|----------|----------|----------|----------------|
| Item Number: 436710 1 Project Description: JD FLOYD ELEMENTARY SCHOOL *NON-SIS* | | | | | | | | |
| District: 07 County: HERNANDO Type of Work: SIDEWALK Project Length: .000 | | | | | | | | |
| LRTP: Objectives 2.3, 3.4, 3.5 (Pages 6-8 through 6-9); Appendix D-2 | | | | | | | | |
| Extra Description: DESIGN AND CONSTRUCT 5' SIDEWALKS | | | | | | | | |
| PRELIMINARY ENGINEERING / MANAGED BY HERNANDO COUNTY BOARD OF COUNTY | | | | | | | | |
| SR2T -SAFE ROUTES - TRANSFER | 0 | 69,702 | 0 | 0 | 0 | 0 | 0 | 69,702 |
| CONSTRUCTION / MANAGED BY HERNANDO COUNTY BOARD OF COUNTY | | | | | | | | |
| TALL -TRANSPORTATION ALTS- <200K | 0 | 0 | 0 | 330,700 | 0 | 0 | 0 | 330,700 |
| TALT -TRANSPORTATION ALTS- ANY AREA | 0 | 0 | 0 | 34,735 | 0 | 0 | 0 | 34,735 |
| Item 436710 1 Totals: | 0 | 69,702 | 0 | 365,435 | 0 | 0 | 0 | 435,137 |
| Project Total: | 0 | 69,702 | 0 | 365,435 | 0 | 0 | 0 | 435,137 |

| | | | | | | | | |
|---|----------|---------------|----------|----------|----------------|----------|----------|----------------|
| Item Number: 436712 1 Project Description: BROOKSVILLE FROM CROOM RD TO US 41 (BROAD ST) *NON-SIS* | | | | | | | | |
| LRTP: Objectives 2.3, 3.4, 3.5 (Pages 6-8 through 6-9); Appendix D-2 | | | | | | | | |
| District: 07 County: HERNANDO Type of Work: SIDEWALK Project Length: .819 | | | | | | | | |
| Extra Description: DESIGN AND CONSTRUCT 5' SIDEWALKS | | | | | | | | |
| PRELIMINARY ENGINEERING / MANAGED BY HERNANDO COUNTY BOARD OF COUNTY | | | | | | | | |
| SR2T -SAFE ROUTES - TRANSFER | 0 | 54,799 | 0 | 0 | 0 | 0 | 0 | 54,799 |
| CONSTRUCTION / MANAGED BY HERNANDO COUNTY BOARD OF COUNTY | | | | | | | | |
| TALL -TRANSPORTATION ALTS- <200K | 0 | 0 | 0 | 0 | 291,985 | 0 | 0 | 291,985 |
| Item 436712 1 Totals: | 0 | 54,799 | 0 | 0 | 291,985 | 0 | 0 | 346,784 |
| Project Total: | 0 | 54,799 | 0 | 0 | 291,985 | 0 | 0 | 346,784 |

| | | | | | | | | |
|---|----------------|------------------|----------|----------|----------|----------|----------|------------------|
| Item Number: 438710 3 Project Description: I-75 LANDSCAPE IN HERNANDO COUNTY *SIS* | | | | | | | | |
| LRTP: Objectives 1.2, 1.4, 1.8 (Pages 5-11, 6-6 through 6-7); Appendix H | | | | | | | | |
| District: 07 County: HERNANDO Type of Work: LANDSCAPING Project Length: 11.468 | | | | | | | | |
| PRELIMINARY ENGINEERING / MANAGED BY FDOT | | | | | | | | |
| DIH -STATE IN-HOUSE PRODUCT SUPPORT | 1,000 | 0 | 0 | 0 | 0 | 0 | 0 | 1,000 |
| DS -STATE PRIMARY HIGHWAYS & PTO | 300,000 | 0 | 0 | 0 | 0 | 0 | 0 | 300,000 |
| CONSTRUCTION / MANAGED BY FDOT | | | | | | | | |
| DDR -DISTRICT DEDICATED REVENUE | 0 | 2,045,126 | 0 | 0 | 0 | 0 | 0 | 2,045,126 |
| DIH -STATE IN-HOUSE PRODUCT SUPPORT | 0 | 232,122 | 0 | 0 | 0 | 0 | 0 | 232,122 |
| Item 438710 3 Totals: | 301,000 | 2,277,248 | 0 | 0 | 0 | 0 | 0 | 2,578,248 |
| Project Total: | 301,000 | 2,277,248 | 0 | 0 | 0 | 0 | 0 | 2,578,248 |

TURNPIKE

Item Number: 405270 2 Project Description: SUNCOAST PARKWAY 2 LANDSCAPING *SIS*

LRTP: Objectives 1.9, 5.5 (Pages 6-7 through 6-13); Appendix H

District: 07 County: CITRUS Type of Work: LANDSCAPING Project Length: 26.000

CONSTRUCTION / MANAGED BY FDOT

| | | | | | | | | |
|------------------------------|--------------|----------|----------|----------|----------|----------|----------------|----------------|
| -TOTAL OUTSIDE YEARS | 4,000 | 0 | 0 | 0 | 0 | 0 | 616,707 | 620,707 |
| Item 405270 2 Totals: | 4,000 | 0 | 0 | 0 | 0 | 0 | 616,707 | 620,707 |

LRTP: Objectives 1.3, 1.4, 1.8, 1.9 (Pages 6-6 through 6-10); Appendix H

District: 07 County: CITRUS Type of Work: NEW ROAD CONSTRUCTION Project Length: 7.410

Extra Description: S/O FROM 405270-1

PRELIMINARY ENGINEERING / MANAGED BY FDOT

| | | | | | | | | |
|----------------------------|-----------|---|---|---|---|---|---|---|
| PKYI -TURNPIKE IMPROVEMENT | 6,562,019 | 0 | 0 | 0 | 0 | 0 | 0 | 0 |
|----------------------------|-----------|---|---|---|---|---|---|---|

RIGHT OF WAY / MANAGED BY FDOT

| | | | | | | | | |
|--|--|---|---|---|---|---|---|---|
| | | 0 | 0 | 0 | 0 | 0 | 0 | 0 |
|--|--|---|---|---|---|---|---|---|

RAILROAD & UTILITIES / MANAGED BY FDOT

| | | | | | | | | |
|--|--|---|---|---|---|---|---|---|
| | | 0 | 0 | 0 | 0 | 0 | 0 | 0 |
|--|--|---|---|---|---|---|---|---|

CONSTRUCTION / MANAGED BY FDOT

| | | | | | | | | |
|--|--|--|---|---|---|---|---|---|
| | | | 0 | 0 | 0 | 0 | 0 | 0 |
|--|--|--|---|---|---|---|---|---|

| | | | | | | | | |
|--|--|--|-----------|---|---|---|---|---|
| | | | 1,640,000 | 0 | 0 | 0 | 0 | 0 |
|--|--|--|-----------|---|---|---|---|---|

| | | | | | | | | |
|--|--|--|--|--|--|--|--|--|
| | | | | | | | | |
|--|--|--|--|--|--|--|--|--|

| | | | | | | | | |
|--|--|--|---|---|---|---|---|---|
| | | | 0 | 0 | 0 | 0 | 0 | 0 |
|--|--|--|---|---|---|---|---|---|

| | | | | | | | | |
|------------------------------|--|--|------------------|----------|----------|----------|----------|----------|
| Item 405270 3 Totals: | | | 1,640,000 | 0 | 0 | 0 | 0 | 0 |
|------------------------------|--|--|------------------|----------|----------|----------|----------|----------|

| | | | | | | | | |
|---|---------|---|------------------|----------|----------|----------|----------|----------|
| LRTP: Objectives 1.3, 1.4, 1.8, 1.9 (Pages 6-6 through 6-10); Appendix H | | | | | | | | |
| District: 07 County: CITRUS Type of Work: NEW ROAD CONSTRUCTION Project Length: 4.525 | | | | | | | | |
| PRELIMINARY ENGINEERING / MANAGED BY FDOT | | | | | | | | |
| | | 0 | 0 | 0 | 0 | 0 | 0 | 0 |
| RIGHT OF WAY / MANAGED BY FDOT | | | | | | | | |
| | | 0 | 0 | 0 | 0 | 0 | 0 | 0 |
| RAILROAD & UTILITIES / MANAGED BY FDOT | | | | | | | | |
| DI -ST. - S/W INTER/INTRASTATE HWY | 360,000 | 0 | 0 | 0 | 0 | 0 | 0 | 360,000 |
| | | 0 | 0 | 0 | 0 | 0 | 0 | 0 |
| CONSTRUCTION / MANAGED BY FDOT | | | | | | | | |
| DDR -DISTRICT DEDICATED REVENUE | 652 | 0 | 0 | 0 | 0 | 0 | 0 | 652 |
| | | | 0 | 0 | 0 | 0 | 0 | 0 |
| | | | 1,640,000 | 0 | 0 | 0 | 0 | 0 |
| ENVIRONMENTAL / MANAGED BY FDOT | | | | | | | | |
| | | | 0 | 0 | 0 | 0 | 0 | 0 |
| Item 405270 4 Totals: | | | 1,640,000 | 0 | 0 | 0 | 0 | 0 |

| | | | | | | | | |
|--|----|---|----------|----------|----------|----------|----------|----------|
| LRTP: Objectives 1.3, 1.4, 1.8, 1.9 (Pages 6-6 through 6-10); Appendix H | | | | | | | | |
| District: 07 County: CITRUS Type of Work: NEW ROAD CONSTRUCTION Project Length: 13.086 | | | | | | | | |
| PRELIMINARY ENGINEERING / MANAGED BY FDOT | | | | | | | | |
| | | 0 | 0 | 0 | 0 | 0 | 0 | 0 |
| RIGHT OF WAY / MANAGED BY FDOT | | | | | | | | |
| | | 0 | 0 | 0 | 0 | 0 | 0 | 0 |
| CONSTRUCTION / MANAGED BY FDOT | | | | | | | | |
| -TOTAL OUTSIDE YEARS | 92 | 0 | 0 | 0 | 0 | 0 | 0 | 92 |
| 1000 | | | 0 | 0 | 0 | 0 | 0 | 0 |
| Item 405270 5 Totals: | | | 0 | 0 | 0 | 0 | 0 | 0 |

| | | | | | | | | | |
|--|---------------|----------|----------|----------|----------|----------|----------|----------|---------------|
| Item Number: 405270 6 Project Description: SUNCOAST PARKWAY *SIS* | | | | | | | | | |
| LRTP: Objectives 1.3, 1.4, 1.8, 1.9 (Pages 6-6 through 6-10) | | | | | | | | | |
| District: 07 County: CITRUS Type of Work: NEW ROAD CONSTRUCTION Project Length: 10.207 | | | | | | | | | |
| PRELIMINARY ENGINEERING / MANAGED BY FDOT | | | | | | | | | |
| -TOTAL OUTSIDE YEARS | 24,603 | 0 | 0 | 0 | 0 | 0 | 0 | 0 | 24,603 |
| Item 405270 6 Totals: | 24,603 | 0 | 0 | 0 | 0 | 0 | 0 | 0 | 24,603 |
| Project Total: | 24,603 | 0 | | | | | | | |

| | | | | | | | | | |
|--|----------|----------|----------|----------|----------------|----------|----------|----------|----------------|
| Item Number: 405270 8 Project Description: THERMOPLASTIC SUNCOAST 2 FROM HERNANDO/CITRUS C/L TO CARDINAL ST *SIS* | | | | | | | | | |
| LRTP: Objectives 1.3, 1.4, 1.8, 1.9 (Pages 6-6 through 6-10) | | | | | | | | | |
| District: 07 County: CITRUS Type of Work: SIGNING/PAVEMENT MARKINGS Project Length: 4.700 | | | | | | | | | |
| CONSTRUCTION / MANAGED BY FDOT | | | | | | | | | |
| PKYI -TURNPIKE IMPROVEMENT | 0 | 0 | 0 | 0 | 243,943 | 0 | 0 | 0 | 243,943 |
| Item 405270 8 Totals: | 0 | 0 | 0 | 0 | 243,943 | 0 | 0 | 0 | 243,943 |

| | | | | | | | | | |
|--|-------------------|--------------------|------------------|----------|----------------|----------|----------------|----------|--------------------|
| Item Number: 405270 9 Project Description: THERMOPLASTIC FOR SUNCOAST 2 N SIDE OF CARDINAL BRIDGE TO SR44 *SIS* | | | | | | | | | |
| LRTP: Objectives 1.3, 1.4, 1.8, 1.9 (Pages 6-6 through 6-10) | | | | | | | | | |
| District: 07 County: CITRUS Type of Work: SIGNING/PAVEMENT MARKINGS Project Length: 7.080 | | | | | | | | | |
| CONSTRUCTION / MANAGED BY FDOT | | | | | | | | | |
| PKYI -TURNPIKE IMPROVEMENT | 0 | 0 | 0 | 0 | 243,779 | 0 | 0 | 0 | 243,779 |
| Item 405270 9 Totals: | 0 | 0 | 0 | 0 | 243,779 | 0 | 0 | 0 | 243,779 |
| Project Total: | 53,446,285 | 170,746,205 | 3,280,000 | 0 | 487,722 | 0 | 616,707 | 0 | 228,576,919 |

| | | | | | | | | | |
|--|-------------------|-------------------|----------|----------|----------|----------|----------|----------|-------------------|
| Item Number: 436619 1 Project Description: ALL ELECTRONIC TOLLING PHASE 6C SUNCOAST PARKWAY *SIS* | | | | | | | | | |
| LRTP: Objectives 1.3, 1.4, 1.8, 1.9 (Pages 6-6 through 6-10) | | | | | | | | | |
| District: 99 County: TURNPIKE Type of Work: TOLL PLAZA Project Length: 17.731 | | | | | | | | | |
| PRELIMINARY ENGINEERING / MANAGED BY FDOT | | | | | | | | | |
| PKYI -TURNPIKE IMPROVEMENT | 1,196,610 | 0 | 0 | 0 | 0 | 0 | 0 | 0 | 1,196,610 |
| CONSTRUCTION / MANAGED BY FDOT | | | | | | | | | |
| PKYI -TURNPIKE IMPROVEMENT | 24,870,103 | 10,280,000 | 0 | 0 | 0 | 0 | 0 | 0 | 35,150,103 |
| Item 436619 1 Totals: | 26,066,713 | 10,280,000 | 0 | 0 | 0 | 0 | 0 | 0 | 36,346,713 |

| | | | | | | | | |
|---|-------------------|-------------------|----------|----------------|----------|----------|----------|-------------------|
| Item Number: 436619 2 Project Description: THERMOPLASTIC AET 6C SUNCOAST PARKWAY *SIS* | | | | | | | | |
| LRTP: Objectives 1.3, 1.4, 1.8, 1.9 (Pages 6-6 through 6-10) | | | | | | | | |
| District: 99 County: TURNPIKE Type of Work: SIGNING/PAVEMENT MARKINGS Project Length 17.731 | | | | | | | | |
| CONSTRUCTION / MANAGED BY FDOT | | | | | | | | |
| PKYI -TURNPIKE IMPROVEMENT | 0 | 0 | 0 | 229,878 | 0 | 0 | 0 | 229,878 |
| Item 436619 2 Totals: | 0 | 0 | 0 | 229,878 | 0 | 0 | 0 | 229,878 |
| Project Total: | 26,066,713 | 10,280,000 | 0 | 229,878 | 0 | 0 | 0 | 36,576,591 |

| | | | | | | | | |
|---|-------------------|------------------|----------|----------|----------|----------|----------------|-------------------|
| Item Number: 405270 1 Project Description: SUNCOAST PARKWAY 2 - US 98 TO HERNANDO/CITRUS COUNTY LINE *SIS* | | | | | | | | |
| LRTP: Objectives 1.3, 1.4, 1.8, 1.9 (Pages 6-6 through 6-10); Appendix H | | | | | | | | |
| District: 07 County: HERNANDO Type of Work: NEW ROAD CONSTRUCTION Project Length 1.451 | | | | | | | | |
| PLANNING / MANAGED BY FDOT | | | | | | | | |
| PKYI -TURNPIKE IMPROVEMENT | 958 | 0 | 0 | 0 | 0 | 0 | 0 | 958 |
| P D & E / MANAGED BY FDOT | | | | | | | | |
| PKYI -TURNPIKE IMPROVEMENT | 3,188,279 | 0 | 0 | 0 | 0 | 0 | 0 | 3,188,279 |
| PRELIMINARY ENGINEERING / MANAGED BY FDOT | | | | | | | | |
| DI -ST. - S/W INTER/INTRASTATE HWY | 19,400,000 | 0 | 0 | 0 | 0 | 0 | 0 | 19,400,000 |
| PKYI -TURNPIKE IMPROVEMENT | 12,107,412 | 0 | 0 | 0 | 0 | 0 | 0 | 12,107,412 |
| PKYR -TURNPIKE RENEWAL & REPLACEMENT | 2,343 | 0 | 0 | 0 | 0 | 0 | 0 | 2,343 |
| RIGHT OF WAY / MANAGED BY FDOT | | | | | | | | |
| DI -ST. - S/W INTER/INTRASTATE HWY | 651,270 | 0 | 0 | 0 | 0 | 0 | 0 | 651,270 |
| PKYI -TURNPIKE IMPROVEMENT | 15,380,177 | 3,862,500 | 0 | 0 | 0 | 0 | 0 | 19,242,677 |
| RAILROAD & UTILITIES / MANAGED BY FDOT | | | | | | | | |
| PKYI -TURNPIKE IMPROVEMENT | 40,209 | 0 | 0 | 0 | 0 | 0 | 100,000 | 140,209 |
| CONSTRUCTION / MANAGED BY FDOT | | | | | | | | |
| DDR -DISTRICT DEDICATED REVENUE | 761 | 0 | 0 | 0 | 0 | 0 | 0 | 761 |
| PKBD -TURNPIKE MASTER BOND FUND | 37,860,135 | 0 | 0 | 0 | 0 | 0 | 0 | 37,860,135 |
| PKYI -TURNPIKE IMPROVEMENT | 3,474,336 | 0 | 0 | 0 | 0 | 0 | 0 | 3,474,336 |
| ENVIRONMENTAL / MANAGED BY FDOT | | | | | | | | |
| PKYI -TURNPIKE IMPROVEMENT | 533,220 | 0 | 0 | 0 | 0 | 0 | 0 | 533,220 |
| Item 405270 1 Totals: | 92,639,100 | 3,862,500 | 0 | 0 | 0 | 0 | 100,000 | 96,601,600 |

| | | | | | | | | |
|--|-------------------|------------------|----------|----------|---------------|----------|----------------|-------------------|
| Item Number: 405270 7 Project Description: THERMOPLASTIC FOR SUNCOAST 2 FROM US 98 TO HERNANDO/CITRUS C/L *SIS* | | | | | | | | |
| LRTP: Objectives 1.3, 1.4, 1.8, 1.9 (Pages 6-6 through 6-10) | | | | | | | | |
| District: 07 County: HERNANDO Type of Work: SIGNING/PAVEMENT MARKINGS Project Length: .001 | | | | | | | | |
| CONSTRUCTION / MANAGED BY FDOT | | | | | | | | |
| PKYI -TURNPIKE IMPROVEMENT | 0 | 0 | 0 | 0 | 67,707 | 0 | 0 | 67,707 |
| Item 405270 7 Totals: | 0 | 0 | 0 | 0 | 67,707 | 0 | 0 | 67,707 |
| Project Total: | 92,639,100 | 3,862,500 | 0 | 0 | 67,707 | 0 | 100,000 | 96,669,307 |

CAPITAL / HERNANDO COUNTY MPO

| | | | | | | | | |
|--|--|--|--|--|--|--|--|--|
| | | | | | | | | |
| | | | | | | | | |
| | | | | | | | | |
| | | | | | | | | |
| | | | | | | | | |

Item Number: 415777 1 Project: BROOKSVILLE-TAMPA BAY REGIONAL AIRPORT - CONSTRUCT T/CORPORATE HANGARS *NON-SIS*

LRTP: Objectives 4.1, 4.2 (Page 6-11)

District: 07 County: HERNANDO Type of Work: AVIATION REVENUE/OPERATIONAL Project Length: .000

Extra Description: CONSTRUCT T/CORPORATE HANGARS IN THE SOUTHEAST HANGER AREA

CAPITAL / RESPONSIBLE AGENCY NOT AVAILABLE

| | | | | | | | | |
|---------------------------------|----------------|----------|----------------|----------|----------|----------|----------|------------------|
| DDR -DISTRICT DEDICATED REVENUE | 619,999 | 0 | 0 | 0 | 0 | 0 | 0 | 619,999 |
| DPTO -STATE - PTO | 0 | 0 | 240,000 | 0 | 0 | 0 | 0 | 240,000 |
| LF -LOCAL FUNDS | 155,000 | 0 | 60,000 | 0 | 0 | 0 | 0 | 215,000 |
| Item 415777 1 Totals: | 774,999 | 0 | 300,000 | 0 | 0 | 0 | 0 | 1,074,999 |
| Project Total: | 774,999 | 0 | 300,000 | 0 | 0 | 0 | 0 | 1,074,999 |

Item Number: 431261 1 Project Description: BROOKSVILLE-TAMPA BAY REGIONAL AIRPORT - DESIGN & CONSTRUCT TAXIWAY D *NON-SIS*

LRTP: Objectives 4.1, 4.2 (Page 6-11)

District: 07 County: HERNANDO Type of Work: AVIATION PRESERVATION PROJECT Project Length: .000

CAPITAL / RESPONSIBLE AGENCY NOT AVAILABLE

| | | | | | | | | |
|------------------------------|----------|----------------|----------|----------|----------|----------|----------|----------------|
| DPTO -STATE - PTO | 0 | 200,000 | 0 | 0 | 0 | 0 | 0 | 200,000 |
| LF -LOCAL FUNDS | 0 | 50,000 | 0 | 0 | 0 | 0 | 0 | 50,000 |
| Item 431261 1 Totals: | 0 | 250,000 | 0 | 0 | 0 | 0 | 0 | 250,000 |
| Project Total: | 0 | 250,000 | 0 | 0 | 0 | 0 | 0 | 250,000 |

| | | | | | | | | |
|--|----------|----------------|----------|----------|----------|----------|----------|----------------|
| Item Number: 431262 1 Project Description: BROOKSVILLE-TAMPA BAY REGIONAL AIRPORT -AVIATION RAMP & INFRASTRUCTURE *NON-SIS* | | | | | | | | |
| LRTP: Objectives 4.1, 4.2 (Page 6-11) | | | | | | | | |
| District: 07 County: HERNANDO Type of Work: AVIATION CAPACITY PROJECT Project Length: .000 | | | | | | | | |
| CAPITAL / RESPONSIBLE AGENCY NOT AVAILABLE | | | | | | | | |
| DPTO -STATE - PTO | 0 | 640,000 | 0 | 0 | 0 | 0 | 0 | 640,000 |
| LF -LOCAL FUNDS | 0 | 160,000 | 0 | 0 | 0 | 0 | 0 | 160,000 |
| Item 431262 1 Totals: | 0 | 800,000 | 0 | 0 | 0 | 0 | 0 | 800,000 |
| Project Total: | 0 | 800,000 | 0 | 0 | 0 | 0 | 0 | 800,000 |

| | | | | | | | | |
|--|----------|------------------|----------|----------|----------|----------|----------|------------------|
| Item Number: 431263 1 Project Description: BROOKSVILLE-TAMPA BAY REGIONAL AIRPORT - CONSTRUCT HANGARS *NON-SIS* | | | | | | | | |
| LRTP: Objectives 4.1, 4.2 (Page 6-11) | | | | | | | | |
| District: 07 County: HERNANDO Type of Work: AVIATION REVENUE/OPERATIONAL Project Length: .000 | | | | | | | | |
| CAPITAL / RESPONSIBLE AGENCY NOT AVAILABLE | | | | | | | | |
| DPTO -STATE - PTO | 0 | 800,000 | 0 | 0 | 0 | 0 | 0 | 800,000 |
| LF -LOCAL FUNDS | 0 | 200,000 | 0 | 0 | 0 | 0 | 0 | 200,000 |
| Item 431263 1 Totals: | 0 | 1,000,000 | 0 | 0 | 0 | 0 | 0 | 1,000,000 |
| Project Total: | 0 | 1,000,000 | 0 | 0 | 0 | 0 | 0 | 1,000,000 |

| | | | | | | | | |
|---|----------|----------|----------------|----------|----------|----------|----------|----------------|
| Item Number: 432990 1 Project Description: BROOKSVILLE-TAMPA BAY REGIONAL AIRPORT - UPDATE MASTER PLAN *NON-SIS* | | | | | | | | |
| LRTP: Objectives 4.1, 4.2 (Page 6-11) | | | | | | | | |
| District: 07 County: HERNANDO Type of Work: AVIATION CAPACITY PROJECT Project Length: .000 | | | | | | | | |
| Extra Description: UPDATE MASTER PLAN AND AIRPORT LAYOUT PLAN | | | | | | | | |
| CAPITAL / RESPONSIBLE AGENCY NOT AVAILABLE | | | | | | | | |
| DPTO -STATE - PTO | 0 | 0 | 22,000 | 0 | 0 | 0 | 0 | 22,000 |
| FAA -FEDERAL AVIATION ADMIN | 0 | 0 | 247,500 | 0 | 0 | 0 | 0 | 247,500 |
| LF -LOCAL FUNDS | 0 | 0 | 5,500 | 0 | 0 | 0 | 0 | 5,500 |
| Item 432990 1 Totals: | 0 | 0 | 275,000 | 0 | 0 | 0 | 0 | 275,000 |
| Project Total: | 0 | 0 | 275,000 | 0 | 0 | 0 | 0 | 275,000 |

| | | | | | | | | |
|--|----------|----------|------------------|----------|----------|----------|----------|------------------|
| Item Number: 432991 1 Project Description: BROOKSVILLE-TAMPA BAY REGIONAL AIRPORT - RECONSTRUCT EAST GA APRON *NON-SIS* | | | | | | | | |
| LRTP: Objectives 4.1, 4.2 (Page 6-11) | | | | | | | | |
| District: 07 County: HERNANDO Type of Work: AVIATION PRESERVATION PROJECT Project Length: .000 | | | | | | | | |
| CAPITAL / RESPONSIBLE AGENCY NOT AVAILABLE | | | | | | | | |
| DPTO -STATE - PTO | 0 | 0 | 960,000 | 0 | 0 | 0 | 0 | 960,000 |
| LF -LOCAL FUNDS | 0 | 0 | 240,000 | 0 | 0 | 0 | 0 | 240,000 |
| Item 432991 1 Totals: | 0 | 0 | 1,200,000 | 0 | 0 | 0 | 0 | 1,200,000 |
| Project Total: | 0 | 0 | 1,200,000 | 0 | 0 | 0 | 0 | 1,200,000 |

| | | | | | | | | |
|---|----------------|----------|------------------|----------|----------|----------|----------|------------------|
| Item Number: 432992 1 Project Description: BROOKSVILLE-TAMPA BAY REGIONAL AIRPORT - UPDATE RUNWAY LIGHTING *NON-SIS* | | | | | | | | |
| LRTP: Objectives 4.1, 4.2 (Page 6-11) | | | | | | | | |
| District: 07 County: HERNANDO Type of Work: AVIATION PRESERVATION PROJECT Project Length: .000 | | | | | | | | |
| Extra Description: UPDATE RUNWAY 9/27 AND TAXIWAY A LIGHTING | | | | | | | | |
| CAPITAL / RESPONSIBLE AGENCY NOT AVAILABLE | | | | | | | | |
| DPTO -STATE - PTO | 93,400 | 0 | 112,000 | 0 | 0 | 0 | 0 | 205,400 |
| FAA -FEDERAL AVIATION ADMIN | 0 | 0 | 1,260,000 | 0 | 0 | 0 | 0 | 1,260,000 |
| LF -LOCAL FUNDS | 23,350 | 0 | 28,000 | 0 | 0 | 0 | 0 | 51,350 |
| Item 432992 1 Totals: | 116,750 | 0 | 1,400,000 | 0 | 0 | 0 | 0 | 1,516,750 |
| Project Total: | 116,750 | 0 | 1,400,000 | 0 | 0 | 0 | 0 | 1,516,750 |

| | | | | | | | | |
|--|----------|----------|----------|----------------|----------|----------|----------|----------------|
| Item Number: 435240 1 Project Description: BROOKSVILLE-TAMPA BAY REGIONAL AIRPORT - SECURITY ENHANCEMENTS *NON-SIS* | | | | | | | | |
| LRTP: Objectives 4.1, 4.2 (Page 6-11) | | | | | | | | |
| District: 07 County: HERNANDO Type of Work: AVIATION SECURITY PROJECT Project Length: .000 | | | | | | | | |
| CAPITAL / RESPONSIBLE AGENCY NOT AVAILABLE | | | | | | | | |
| DPTO -STATE - PTO | 0 | 0 | 0 | 160,000 | 0 | 0 | 0 | 160,000 |
| LF -LOCAL FUNDS | 0 | 0 | 0 | 40,000 | 0 | 0 | 0 | 40,000 |
| Item 435240 1 Totals: | 0 | 0 | 0 | 200,000 | 0 | 0 | 0 | 200,000 |
| Project Total: | 0 | 0 | 0 | 200,000 | 0 | 0 | 0 | 200,000 |

| | | | | | | | | |
|--|----------|----------|----------|----------------|----------------|----------|----------|------------------|
| Item Number: 435241 1 Project Description: BROOKSVILLE-TAMPA BAY REGIONAL AIRPORT - REHABILITATE RUNWAY 03-21 *NON-SIS* | | | | | | | | |
| LRTP: Objectives 4.1, 4.2 (Page 6-11) | | | | | | | | |
| District: 07 County: HERNANDO Type of Work: AVIATION PRESERVATION PROJECT Project Length: .000 | | | | | | | | |
| CAPITAL / RESPONSIBLE AGENCY NOT AVAILABLE | | | | | | | | |
| DPTO -STATE - PTO | 0 | 0 | 0 | 480,000 | 480,000 | 0 | 0 | 960,000 |
| LF -LOCAL FUNDS | 0 | 0 | 0 | 120,000 | 120,000 | 0 | 0 | 240,000 |
| Item 435241 1 Totals: | 0 | 0 | 0 | 600,000 | 600,000 | 0 | 0 | 1,200,000 |
| Project Total: | 0 | 0 | 0 | 600,000 | 600,000 | 0 | 0 | 1,200,000 |

| | | | | | | | | |
|--|----------|----------|----------|----------|----------|----------------|----------|----------------|
| Item Number: 438513 1 Project Description: BROOKSVILLE-TAMPA BAY REGIONAL AIRPORT - WESTSIDE INFRASTRUCTURE *NON-SIS* | | | | | | | | |
| LRTP: Objectives 4.1, 4.2 (Page 6-11) | | | | | | | | |
| District: 07 County: HERNANDO Type of Work: AVIATION PRESERVATION PROJECT Project Length: .000 | | | | | | | | |
| Extra Description: IMPROVEMENTS | | | | | | | | |
| CAPITAL / RESPONSIBLE AGENCY NOT AVAILABLE | | | | | | | | |
| DPTO -STATE - PTO | 0 | 0 | 0 | 0 | 0 | 600,000 | 0 | 600,000 |
| LF -LOCAL FUNDS | 0 | 0 | 0 | 0 | 0 | 150,000 | 0 | 150,000 |
| Item 438513 1 Totals: | 0 | 0 | 0 | 0 | 0 | 750,000 | 0 | 750,000 |
| Project Total: | 0 | 0 | 0 | 0 | 0 | 750,000 | 0 | 750,000 |

| | | | | | | | | |
|--|----------|----------|----------|----------|----------|----------------|----------|----------------|
| Item Number: 438514 1 Project Description: BROOKSVILLE-TAMPA BAY REGIONAL AIRPORT - WILDLIFE HAZARD REMEDIATION *NON-SIS* | | | | | | | | |
| LRTP: Objectives 4.1, 4.2 (Page 6-11) | | | | | | | | |
| District: 07 County: HERNANDO Type of Work: AVIATION PRESERVATION PROJECT Project Length: .000 | | | | | | | | |
| CAPITAL / RESPONSIBLE AGENCY NOT AVAILABLE | | | | | | | | |
| DPTO -STATE - PTO | 0 | 0 | 0 | 0 | 0 | 43,200 | 0 | 43,200 |
| FAA -FEDERAL AVIATION ADMIN | 0 | 0 | 0 | 0 | 0 | 486,000 | 0 | 486,000 |
| LF -LOCAL FUNDS | 0 | 0 | 0 | 0 | 0 | 10,800 | 0 | 10,800 |
| Item 438514 1 Totals: | 0 | 0 | 0 | 0 | 0 | 540,000 | 0 | 540,000 |
| Project Total: | 0 | 0 | 0 | 0 | 0 | 540,000 | 0 | 540,000 |

| | | | | | | | | |
|--|------------------|----------------|----------------|----------------|----------------|----------------|----------|-------------------|
| Item Number: 408104 1 Project Description: HERNANDO COUNTY BLOCK GRANT *NON-SIS* | | | | | | | | |
| LRTP: Objectives 3.1, 3.6 (Page 6-9) | | | | | | | | |
| District: 07 County: HERNANDO Type of Work: OPERATING FOR FIXED ROUTE Project Length: .000 | | | | | | | | |
| Extra Description: FIXED ROUTE, OPERATING ASSISTANCE | | | | | | | | |
| OPERATIONS / MANAGED BY HERNANDO COUNTY MPO | | | | | | | | |
| DDR -DISTRICT DEDICATED REVENUE | 1,309,715 | 1,098 | 290,327 | 17,391 | 300,000 | 337,751 | 0 | 2,256,282 |
| DPTO -STATE - PTO | 1,065,056 | 354,953 | 23,858 | 307,165 | 40,785 | 0 | 0 | 1,791,817 |
| DS -STATE PRIMARY HIGHWAYS & PTO | 1,397,737 | 0 | 0 | 0 | 0 | 0 | 0 | 1,397,737 |
| LF -LOCAL FUNDS | 3,736,654 | 306,267 | 314,185 | 324,556 | 340,785 | 337,751 | 0 | 5,360,198 |
| Item 408104 1 Totals: | 7,509,162 | 662,318 | 628,370 | 649,112 | 681,570 | 675,502 | 0 | 10,806,034 |
| Project Total: | 7,509,162 | 662,318 | 628,370 | 649,112 | 681,570 | 675,502 | 0 | 10,806,034 |

| | | | | | | | | |
|--|--|--|--|--|--|--|--|--|
| | | | | | | | | |
| | | | | | | | | |
| | | | | | | | | |
| | | | | | | | | |
| | | | | | | | | |
| | | | | | | | | |
| | | | | | | | | |
| | | | | | | | | |
| | | | | | | | | |

MISCELLANEOUS

| | | | | | | | | |
|--|--|--|--|--|--|--|--|--|
| | | | | | | | | |
| | | | | | | | | |
| | | | | | | | | |
| | | | | | | | | |
| | | | | | | | | |
| | | | | | | | | |
| | | | | | | | | |
| | | | | | | | | |

Item Number: 436711 1 Project Description: EXPLORER K8 SCHOOL VARIOUS LOCATIONS *NON-SIS*

L RTP: Objectives 2.3, 3.4, 3.5 (Pages 6-8 through 6-9); Appendix D-2

District: 07 County: HERNANDO Type of Work: SIDEWALK Project Length: .000

Extra Description: DESIGN AND CONSTRUCT 5' SIDEWALKS

PRELIMINARY ENGINEERING / MANAGED BY HERNANDO COUNTY BOARD OF COUNTY

| | | | | | | | | |
|---|----------|----------------|----------|----------------|----------|----------|----------|----------------|
| SR2T -SAFE ROUTES - TRANSFER | 0 | 104,407 | 0 | 0 | 0 | 0 | 0 | 104,407 |
| CONSTRUCTION / MANAGED BY HERNANDO COUNTY BOARD OF COUNTY | | | | | | | | |
| TALL -TRANSPORTATION ALTS- <200K | 0 | 0 | 0 | 27,634 | 0 | 0 | 0 | 27,634 |
| TALT -TRANSPORTATION ALTS- ANY AREA | 0 | 0 | 0 | 685,457 | 0 | 0 | 0 | 685,457 |
| Item 436711 1 Totals: | 0 | 104,407 | 0 | 713,091 | 0 | 0 | 0 | 817,498 |
| Project Total: | 0 | 104,407 | 0 | 713,091 | 0 | 0 | 0 | 817,498 |

| | | | | | | | | |
|--|--|--|--|--|--|--|--|--|
| | | | | | | | | |
| | | | | | | | | |
| | | | | | | | | |
| | | | | | | | | |
| | | | | | | | | |
| | | | | | | | | |
| | | | | | | | | |
| | | | | | | | | |