

Quarterly Investment Report for Period Ended June 30, 2020



Hernando County BOCC Aggregate
20 N Main St.
Brooksville, FL 34601

Public Trust Advisors
201 E. Pine Street, Suite 750
Orlando, Florida 32801

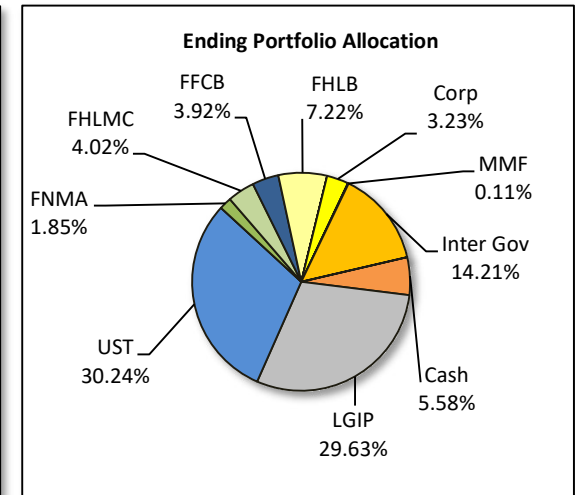
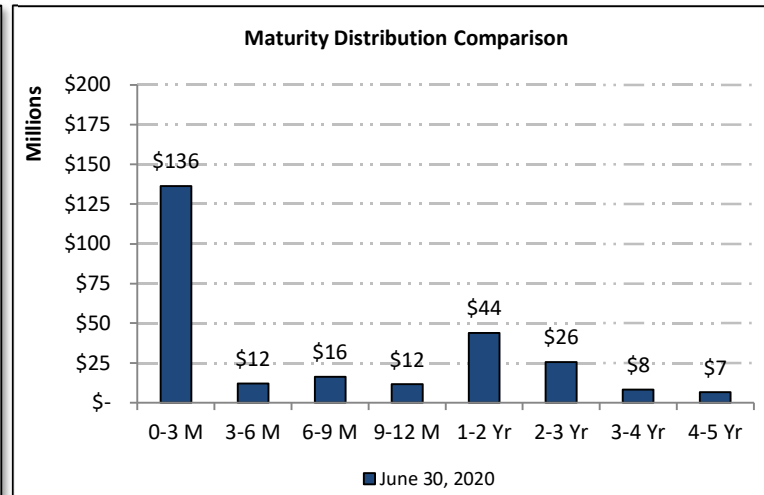
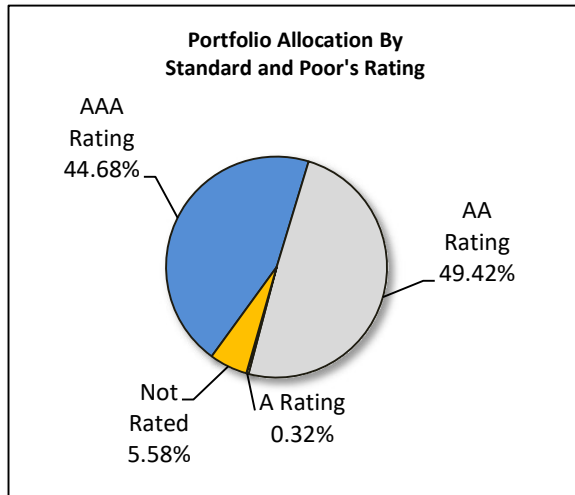
Hernando County BOCC Aggregate Summary as of June 30, 2020

Hernando County BOCC Aggregate	June 30, 2020 Portfolio Balance
Historical Cost	\$ 254,860,303.35
Book Value	\$ 254,651,508.57
Accrued Interest	601,708.43
Book Value Plus Accrued	\$ 255,253,217.00
Net Unrealized Gain/Loss	5,627,016.41
Market Value Plus Accrued⁽²⁾	\$ 260,880,233.41
Net Pending Transactions	19.54
Market Value Plus Accrued Net⁽²⁾	\$ 260,880,252.95

Portfolio Characteristic	June 30, 2020 Ending Balance
Book Yield Gross	1.22%
Market Yield Gross	0.46%
Duration	0.80 Years
Weighted Effective Maturity	0.83 Years
Weighted Final Maturity	0.83 Years

Hernando County BOCC Aggregate	Earned Interest Income Fiscal Year to Date
Earned Interest Income	\$ 3,185,096.76

Hernando County BOCC Aggregate	Investment Policy Compliance
Security Distribution	YES
Maturity Distribution	YES
Rating Distribution	YES

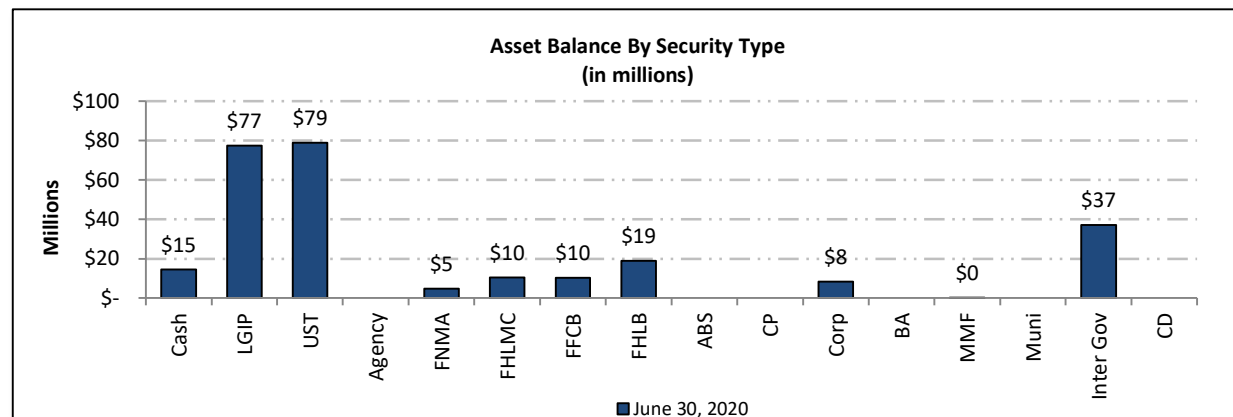


(1) Payables represent amounts due to settle security transactions that have been executed but have not settled as of period end. The funds used to settle these trades may come from a variety of sources including cash within the portfolio, proceeds from future security transactions including maturities and sales, or other sources including money market funds. For reporting purposes, a payable is created for over-period settlements which are reflected in the detailed holdings.

(2) Market Value Plus Accrued Net represents the market value of the portfolio net payables and receivables from transactions that settle in the following reporting period.

Hernando County BOCC Aggregate Market Value Basis Security Distribution as of June 30, 2020

Security Distribution	June 30, 2020 Portfolio Balance	Portfolio Allocation	Book Yield	Permitted by Policy*	Compliant
Cash	\$ 14,545,956.51	5.58%	0.00%	100.00%	YES
LGIP	77,297,588.14	29.63%	0.91%	50.00%	YES
U.S. Treasury Notes	78,888,192.20	30.24%	2.04%	80.00%	YES
U.S. Agency Notes	-	0.00%	0.00%	25.00%	YES
FNMA	4,824,443.96	1.85%	2.03%	40.00%	YES
FHLMC	10,477,126.50	4.02%	1.83%	40.00%	YES
FFCB	10,225,243.25	3.92%	1.15%	40.00%	YES
FHLB	18,830,841.13	7.22%	0.97%	40.00%	YES
Fed Instrumentality Subtotal	\$ 44,357,654.84	17.00%	1.33%	80.00%	YES
Asset Backed Securities	-	0.00%	0.00%	25.00%	YES
Commercial Paper	-	0.00%	0.00%	25.00%	YES
Corporate Notes	8,433,960.15	3.23%	1.37%	25.00%	YES
Bankers Acceptances	-	0.00%	0.00%	10.00%	YES
Money Market Funds	284,146.56	0.11%	0.07%	50.00%	YES
Municipal Bonds	-	0.00%	0.00%	20.00%	YES
FLCLASS	37,072,735.01	14.21%	0.51%	25.00%	YES
Certificates of Deposit	-	0.00%	0.00%	40.00%	YES
Total Portfolio Market Value	\$ 260,880,233.41	100.00%	1.22%		



*Permitted allocation based on aggregate assets as defined within the investment policy.

Additional Disclosure

This statement is for general information purposes only and is not intended to provide specific advice or recommendations. Please review the contents of this statement carefully. Should you have any questions regarding the information presented, calculation methodology, investment portfolio or security detail, or any other facet of your statement, please feel free to contact us.

Public Trust Advisor's monthly statement is intended to detail our investment advisory activity as well as the activity of any accounts held by clients in pools that are managed by Public Trust Advisors. The custodian bank maintains the control of assets and executes and settles all investments transactions. The custodian statement is the official record of security and cash holdings transactions. Public Trust Advisors recognizes that clients may use these reports to facilitate record keeping; therefore the custodian bank statement and the Public Trust Advisors statement should be reconciled and differences resolved. Many custodians use a settlement date basis which may result in the need to reconcile due to a timing difference. Please contact your relationship manager or our toll free number 855-395-3954 with questions regarding your account.

Public Trust Advisors does not have the authority to withdraw funds from or deposit funds to the custodian. Our clients retain responsibility for their internal accounting policies; implementing and enforcing internal controls and generating ledger entries or otherwise recording transactions.

Pricing sources from our reporting platform are provided by Clearwater reporting platform and are established by Clearwater's internal pricing procedures. Clearwater utilizes a hierarchical pricing model which starts with one of the industry's pricing sources, S&P Capital IQ. Securities with short maturities and infrequent secondary market trades are typically priced via mathematical calculations. The Securities in this investment portfolio, including shares of mutual funds, are not guaranteed or otherwise protected by Public trust Advisors, the FDIC (except for certain non-negotiable certificates of deposit) or any government agency, unless otherwise specifically stated. Investment in fixed income securities involves risks, including the possible loss of the amount invested.

Past performance is not an indication of future performance.

Beginning and Ending Balances based on Market Value plus Accrued Interest on a Trade Date basis.

Public Trust Advisors is an investment advisor registered with the Securities and Exchange Commission, and is required to maintain a written disclosure statement of our background and business experience. If you would like to receive a copy of our current disclosure statement, privacy policy, or code of ethics please contact Service Operations at the address below.

Public Trust Advisors
717 17th Street, Suite 1850
Denver, CO 80202

Cash and Investments by Fund
Hernando County Board of County Commissioners
Total as of June 30, 2020, \$261 Million

