

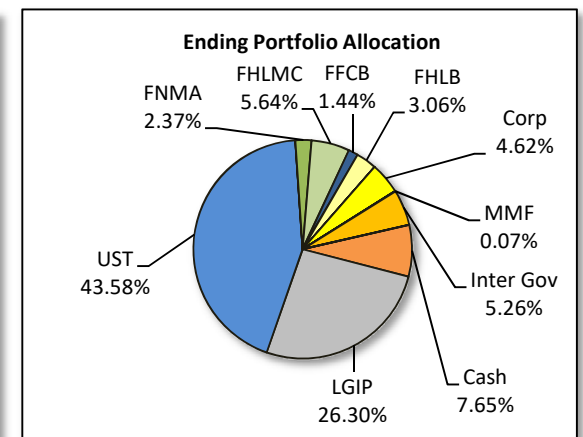
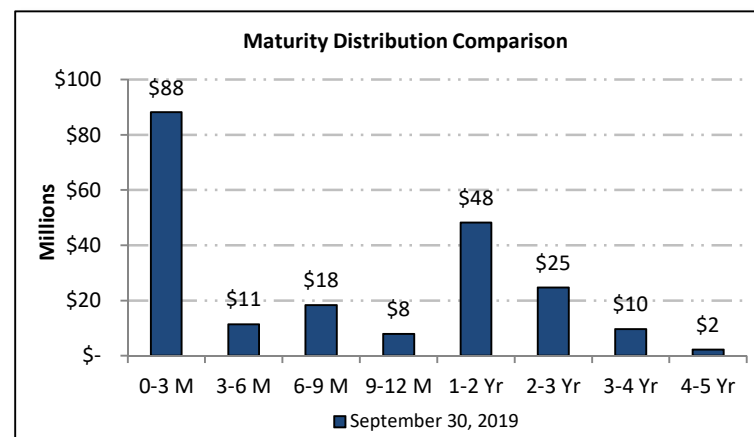
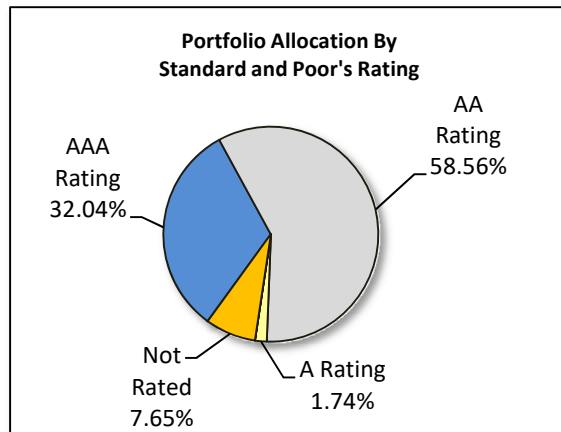
Hernando County BOCC Aggregate Summary as of September 30, 2019

Hernando County BOCC Aggregate	September 30, 2019 Portfolio Balance
Historical Cost	\$ 207,552,225.80
Book Value	\$ 207,429,879.20
Accrued Interest	615,163.68
Book Value Plus Accrued	\$ 208,045,042.87
Net Unrealized Gain/Loss	2,837,721.65
Market Value Plus Accrued⁽²⁾	\$ 210,882,764.53
Net Pending Transactions	444.41
Market Value Plus Accrued Net⁽²⁾	\$ 210,883,208.94

Hernando County BOCC Aggregate	Earned Interest Income Fiscal Year to Date
Earned Interest Income	\$ 4,791,318.77

Portfolio Characteristic	September 30, 2019 Ending Balance
Book Yield Gross	1.92%
Market Yield Gross	1.77%
Duration	0.90 Years
Weighted Effective Maturity	0.93 Years
Weighted Final Maturity	0.93 Years

Hernando County BOCC Aggregate	Investment Policy Compliance
Security Distribution	YES
Maturity Distribution	YES
Rating Distribution	YES

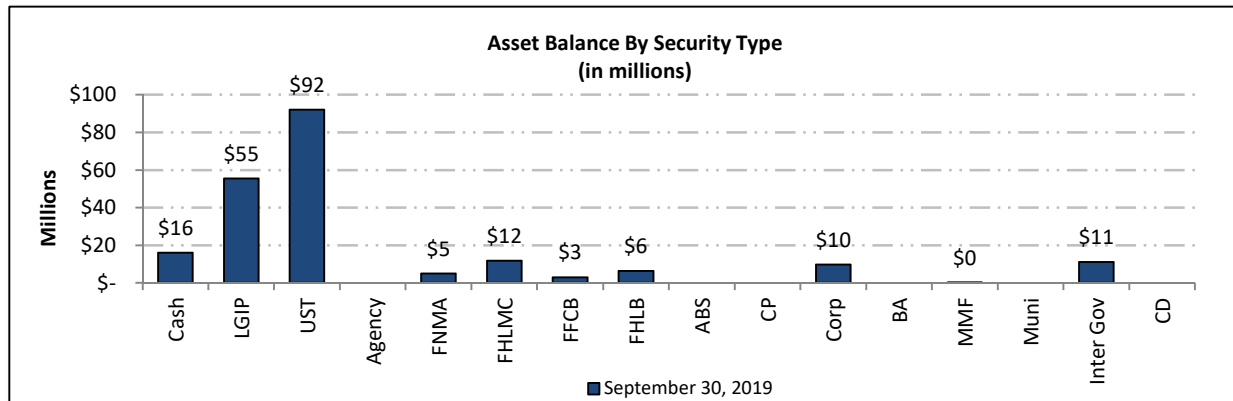


(1) Payables represent amounts due to settle security transactions that have been executed but have not settled as of period end. The funds used to settle these trades may come from a variety of sources including cash within the portfolio, proceeds from future security transactions including maturities and sales, or other sources including money market funds. For reporting purposes, a payable is created for over-period settlements which are reflected in the detailed holdings.

(2) Market Value Plus Accrued Net represents the market value of the portfolio net payables and receivables from transactions that settle in the following reporting period.

Hernando County BOCC Aggregate Market Value Basis Security Distribution as of September 30, 2019

Security Distribution	September 30, 2019 Portfolio Balance	Portfolio Allocation	Book Yield	Permitted by Policy*	Compliant
Cash	\$ 16,142,526.60	7.65%	0.00%	100.00%	YES
LGIP	55,468,050.85	26.30%	2.16%	50.00%	YES
U.S. Treasury Notes	91,900,791.18	43.58%	1.95%	80.00%	YES
U.S. Agency Notes	-	0.00%	0.00%	25.00%	YES
FNMA	5,001,423.38	2.37%	2.10%	40.00%	YES
FHLMC	11,893,699.38	5.64%	2.11%	40.00%	YES
FFCB	3,030,816.30	1.44%	2.61%	40.00%	YES
FHLB	6,450,153.60	3.06%	1.93%	40.00%	YES
Fed Instrumentality Subtotal	\$ 26,376,092.66	12.51%	2.12%	80.00%	YES
Asset Backed Securities	-	0.00%	0.00%	25.00%	YES
Commercial Paper	-	0.00%	0.00%	25.00%	YES
Corporate Notes	9,744,493.65	4.62%	2.66%	25.00%	YES
Bankers Acceptances	-	0.00%	0.00%	10.00%	YES
Money Market Funds	157,219.28	0.07%	1.81%	50.00%	YES
Municipal Bonds	-	0.00%	0.00%	20.00%	YES
FLCLASS	11,093,590.31	5.26%	2.21%	25.00%	YES
Certificates of Deposit	-	0.00%	0.00%	40.00%	YES
Total Portfolio Market Value	\$ 210,882,764.53	100.00%	1.92%		



*Permitted allocation based on aggregate assets as defined within the investment policy.

Cash and Investments by Fund
Hernando County Board of County Commissioners
Total as of September 30, 2019, \$211 Million

