

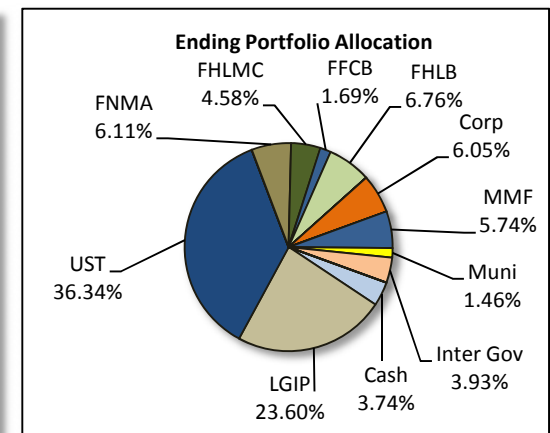
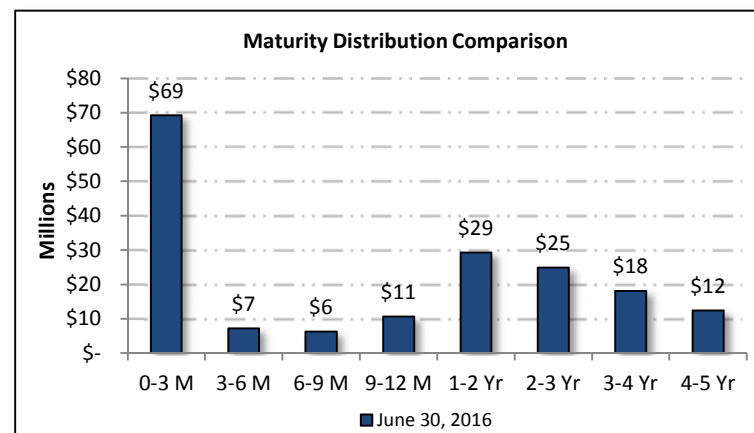
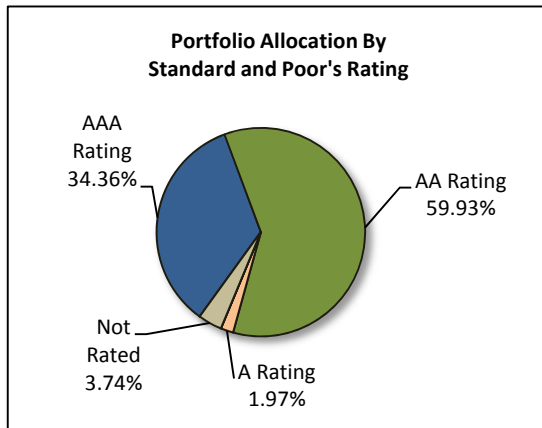
Hernando County BOCC Aggregate Summary as of June 30, 2016

Hernando County BOCC Aggregate	June 30, 2016 Portfolio Balance
Historical Cost	\$ 176,432,749.48
Book Value	\$ 176,261,978.97
Accrued Interest	355,435.18
Book Value Plus Accrued	\$ 176,617,414.15
Net Unrealized Gain/Loss	1,729,248.71
Market Value Plus Accrued⁽¹⁾	\$ 178,346,662.86
Net Pending Transactions	582.22
Market Value Plus Accrued Net⁽²⁾	\$ 178,347,245.08

Hernando County BOCC Aggregate	June 30, 2016 Ending Balance
Book Yield Gross	0.98%
Market Yield Gross	0.74%
Duration	1.29 Years
Weighted Effective Maturity	1.30 Years
Weighted Final Maturity	1.37 Years

Hernando County BOCC Aggregate	Earned Interest Income Fiscal Year to Date
Earned Interest Income	\$ 1,226,900.01

Hernando County BOCC Aggregate	Investment Policy Compliance
Security Distribution	YES
Maturity Distribution	YES
Rating Distribution	YES

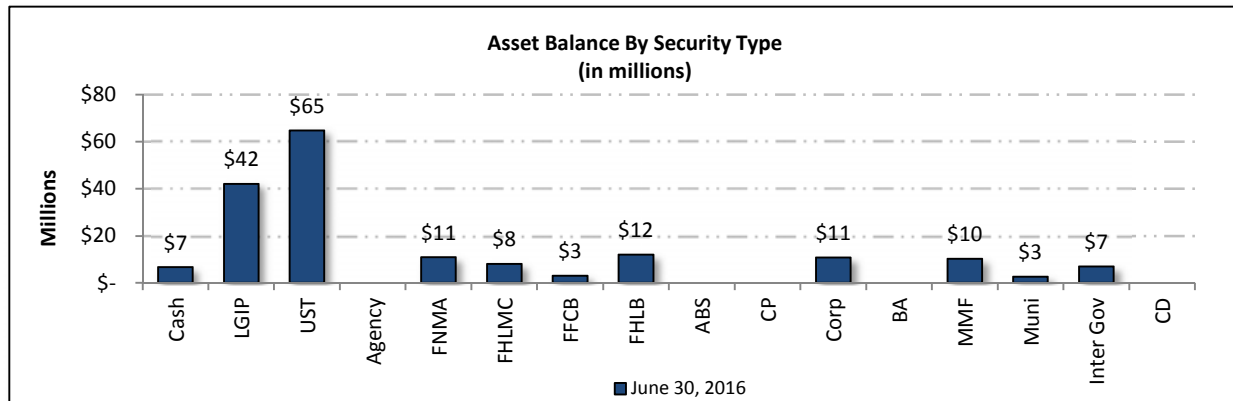


(1) Payables represent amounts due to settle security transactions that have been executed but have not settled as of period end. The funds used to settle these trades may come from a variety of sources including cash within the portfolio, proceeds from future security transactions including maturities and sales, or other sources including money market funds. For reporting purposes, a payable is created for over-period settlements which are reflected in the detailed holdings.

(2) Market Value Plus Accrued Net represents the market value of the portfolio net payables and receivables from transactions that settle in the following reporting period.

Hernando County BOCC Aggregate Market Value Basis Security Distribution as of June 30, 2016

Security Distribution	June 30, 2016 Portfolio Balance	Portfolio Allocation	Book Yield	Permitted by Policy*	Compliant
Cash	\$ 6,678,637.72	3.74%	0.00%	100.00%	YES
LGIP	42,098,624.51	23.60%	1.01%	50.00%	YES
U.S. Treasury Notes	64,807,466.99	36.34%	1.15%	80.00%	YES
U.S. Agency Notes	-	0.00%	0.00%	25.00%	YES
FNMA	10,902,868.86	6.11%	1.06%	40.00%	YES
FHLMC	8,161,059.01	4.58%	0.97%	40.00%	YES
FFCB	3,008,050.00	1.69%	0.97%	40.00%	YES
FHLB	12,049,493.75	6.76%	0.86%	40.00%	YES
Fed Instrumentality Subtotal	\$ 34,121,471.62	19.13%	0.96%	80.00%	YES
Asset Backed Securities	-	0.00%	0.00%	25.00%	YES
Commercial Paper	-	0.00%	0.00%	25.00%	YES
Corporate Notes	10,792,353.66	6.05%	1.39%	25.00%	YES
Bankers Acceptances	-	0.00%	0.00%	10.00%	YES
Money Market Funds	10,239,750.46	5.74%	0.22%	50.00%	YES
Municipal Bonds	2,597,873.75	1.46%	1.00%	20.00%	YES
Intergovernmental Funds	7,010,484.14	3.93%	0.62%	25.00%	YES
Certificates of Deposit	-	0.00%	0.00%	40.00%	YES
Total Portfolio Market Value	\$ 178,346,662.86	100.00%	0.98%		



*Permitted allocation based on aggregate assets as defined within the investment policy.